

MCS **MASTER**[®]
CLIMATE SOLUTIONS



2021/2022

PORTABLE CLIMATE SOLUTIONS

HEATING, COOLING, DRYING, VENTILATION AND AIR CLEANING

DANTHERMGROUP

About the Dantherm Group

Originally founded in 1954, the Dantherm Group is a European leader in portable and installed climate control solutions for a wide range of industries and uses. Based on the work of more than 500 passionate climate control experts and more than three million installations, our competence centres around Europe design and build exceptional heating, cooling, dehumidification and ventilation units that form the backbone of these climate solutions. In everything they do, they remain focused on creating healthy and comfortable climate surroundings in a sustainable, energy-efficient and cost-effective way.



Five competence centres in Denmark, Germany, Italy, Spain and UK.



Competence centre
for portable heating solutions: Pastrengo, Italy.



Master Climate Solutions

Part of the Dantherm Group since 2017, Master is a world-leading designer and manufacturer of portable and efficient climate control units for heating, air purification, cooling, dehumidification and ventilation. Since the inception in the 1950s in the USA, Master has delivered more than six million units for commercial and private use. Today, Master operates out of Pastrengo near Verona in Italy and it is the Dantherm Group competence centre for heating solutions.



CONTENT

Based on the extensive knowhow of our climate solution experts across the Group, we have developed an industry-leading range of products and solutions all characterised by reliability, sustainability, efficiency and ease of use.

Being able to source everything from just one supplier will help streamline your purchasing supply lines and reduce your costs for internal handling. To that end, you'll also find our local presence with an extensive network of professional dealers across Europe helpful. It means support in your time zone and language – from people who understand your local market requirements.

Enjoy the read!

Our solutions rest on these four pillars:

Reliability has always been at the heart of everything we do. So we still use long-lasting, solid components that have been through extensive testing.

Sustainability is an integral part of how we work. We aim to create solutions that are at least as good for the environment as any comparable solution.

Efficiency is about delivering impressive performance while generating savings in the form of reduced energy costs.

Usability is key to any solution. Our experts do many usability tests to make sure ours are easy to install and hassle-free to operate.



HEATING

P6



DRYING

P48



COOLING

P62



VENTILATION

P80



HEATING

WHY CHOOSE MASTER PORTABLE HEATERS?



SAVE MONEY

Master heaters are plug and play: they do not need installation.



USE THE SAME HEATER IN DIFFERENT PLACES

Master heaters are portable.



HEAT ONLY WHAT YOU NEED

Master heaters can heat either large or small areas.



HEAT ONLY WHEN YOU NEED

Master heaters warm up very quickly.



AVOID OVERHEATING AND OVERSPENDING

Master heaters can be controlled by a remote thermostat.



CHOOSE YOUR ENERGY

Choose the most suitable energy source for your application.



RESPECT THE ENVIRONMENT

Master heaters are designed to minimise environmental impact.



REDUCE YOUR COSTS BY BUYING ONLY THE POWER YOU NEED

Further Master heaters can be added if necessary.



PROTECT YOUR INVESTMENT








Master heaters last many years and spareparts are available for at least 10 years.

















3-YEAR WARRANTY

Master offers a 3-year warranty on all products. Who else can say that? Read the warranty terms online.

INDEX















Product	Name	Description	Power Range	Applications	Page
	ACCESSORIES	Guide to Master mobile heaters accessories. These make working with Master heaters more convenient.			10-17
	DIRECT OIL HEATERS	Direct oil heaters are highly efficient devices that provide large volumes of instant heat where it is required. They are ideal for open or well-ventilated areas like factories, warehouses or construction sites. Master direct heaters are known for their efficiency, robustness, ease of use and operational safety.	10-111kW	<ul style="list-style-type: none"> ● Agriculture ● Construction ● Garage 	18-19
	INDIRECT OIL HEATERS	Master indirect oil heaters are highly efficient and generate 100% clean, dry and fume-free warm air. They are ideal for places with limited ventilation like shops, event tents, food preparation areas or exhibition halls. They can be used with flex hoses to distribute the warm air.	21-85kW	<ul style="list-style-type: none"> ● Agriculture ● Construction ● Industry ● Warehouse ● Garage ● Emergency ● Events 	20-21
	INDIRECT OIL WITH SEPARATE BURNER	Master indirect oil heaters with a separate burner generate a large volume of 100% clean, dry and warm air. These heaters are equipped with a fuel tank and are very easy to move or transport. They allow for combustion adjustment in the event of a change in altitude. In addition, can be used with one or two flex tubes to spread the warm air.	110-150kW	<ul style="list-style-type: none"> ● Agriculture ● Construction ● Industry ● Warehouse 	22-25
	INDIRECT OIL HEATERS AIR-BUS WITH SEPARATE BURNER	Indirect air flow heaters AIR-BUS have a wide heat exchanger in stainless steel pipes and a separate Riello burner. They offer high efficiency and the possibility of connecting up to 4 flex tubes per unit.	75-225kW	<ul style="list-style-type: none"> ● Agriculture ● Construction ● Industry ● Warehouse 	26-29
	GAS HEATERS	Master gas heaters generate large volumes of instant heat. They are very cost effective, robust and efficient. Portable gas heaters are designed for well-ventilated areas like construction sites, warehouses or factories.	10-103kW	<ul style="list-style-type: none"> ● Agriculture ● Construction 	30-31
	ELECTRIC FAN HEATERS	Electric fan heaters are highly efficient devices widely used in a variety of applications. They provide clean, fast and safe heating. Electric heaters are ideal for temporary or emergency heating as they are easy to use and fully portable. Master electric heaters use only certified top quality components to ensure reliability and efficiency.	1-40kW	<ul style="list-style-type: none"> ● Agriculture ● Construction ● Industry ● Warehouse ● Garage 	32-36
	INFRARED HEATERS	Infrared heaters deliver heat quickly and right where it is needed without any air movement. They are suitable for dust-free drying walls or paints, defrosting machinery or pipe lines, and heating work areas. This powerful technology results in significant energy savings and can be used in dusty areas or outside.	1-43kW	<ul style="list-style-type: none"> ● Agriculture ● Construction ● Industry ● Warehouse 	37-41
	STATIONARY HEATERS	Master heaters are designed for indoor and outdoor applications. They are suitable for areas with high air flow requirements like greenhouses or animal housing, warehouses, workshops, etc. They can work with a standard oil burner, LPG or natural gas burner.	29-75kW	<ul style="list-style-type: none"> ● Agriculture ● Industry ● Warehouse 	42-43
	CHART	How to choose your Master heater.			45
	REMOTE CLIMATE CONTROL	An innovative system for the remote control of the climate using GSM. It monitors the function of heaters or dehumidifiers installed in a room.			46-47

HEATING SOLUTIONS FOR: CONSTRUCTION, PRODUCTION & LOGISTICS, WORKSHOPS & GARAGES

APPLICATION						
	DIRECT OIL HEATERS	INDIRECT OIL HEATERS	ELECTRIC FAN HEATERS	GAS HEATERS	INFRARED OIL HEATERS	INFRARED ELECTRIC HEATERS
CONSTRUCTION						
	●	●	●	●	●	●
	●				●	
		●	●		●	●
INDUSTRY & WAREHOUSES						
	●	●	●	●		
					●	●
WORKSHOPS & GARAGES						
					●	●
	●	●	●	●		
DISINFECTION AND PEST CONTROL						
			●			

* See Master EKO electric heaters

HEATING SOLUTIONS FOR: AGRICULTURE, EVENTS & MILITARY, EMERGENCY

APPLICATION						
	DIRECT OIL HEATERS	INDIRECT OIL HEATERS	ELECTRIC FAN HEATERS	GAS HEATERS	INFRARED OIL HEATERS	INFRARED ELECTRIC HEATERS
AGRICULTURE						
 HEATING LIVESTOCK FACILITIES		●	●	●	●	●
 HEATING GREENHOUSES	●	●		●		
 HEATING STORAGE FACILITIES	●	●	●	●		
 DRYING CROPS		●	●			●
EVENTS & MILITARY						
 OUTDOOR HEATING		●			●	●
 TENT HEATING		●	●			●
EMERGENCY						
 SPACE HEATING		●	●		●	
 SPOT HEATING					●	●

ACCESSORIES

To ensure a maximum comfort of use and to meet the needs of various applications of our heating products, we have developed a wide offer of accessories for them. Whether you need a device for professional or home use, you can customize it with our range of additional equipment.



THERMOSTATS






Illustration	Accessory	Code	Description	Products
	Analogue thermostat TH5 with cable	4150.109 4150.112	3m 10m	Direct oil, indirect oil, AIR-BUS, BLP ET B 18, B 30, RS 40, XL 9, XL 61, XL 91, DC 61, CF 75
	TAC thermostat	4250.318		ACD 137
	Digital thermostat THD with cable	4150.133 4150.134	5m 10m	DIRECT OIL, INDIRECT OIL, AIR-BUS, DC 61, BLP ET CF 75, XL 61, XL 91
	Remote thermostat THK with probe	4150.137	10m	EKO 3, EKO 9

FUEL SYSTEMS


Illustration	Accessory	Code	Description	Products
	Fuel preheater	4100.827 4033.049		B 180, BV 77 B 230, B 360, BV 110, BV 170, BV 290, BV 400, XL 9, XL 91
	Fuel line	4031.460	4m	BV 471, BV 691, BV 500, BV 400
	Fuel scoop	4515.932		B 230, B 360, BV 110, BV 170, BV 290, BV 471, BV 691, BV 500, BV 400
	Quick connector to flex pipes for separate tank	4034.880 4035.232 4240.580		B 230, B 360, BV 110, BV 170, BV 290 BV 400 BV 471, BV 691
	External tanks	4240.780 4240.800	150l 200l	BV 471 BV 691

ACCESSORIES

EXHAUST SYSTEMS


Illustration	Accessory	Code	Description	Products
	Stainless steel exhaust pipe 1m	4013.260 4013.243 4013.245	Ø120mm Ø150mm Ø200mm	BV 77, BF 35 BV 110, BV 170, BV 290, BV 500, BF 75, BV 400 BV 471, BV 691
	Stainless steel exhaust elbow 90°	4013.261 4013.247 4013.248	Ø120mm Ø150mm Ø200mm	BV 77, BF 35 BV 110, BV 170, BV 290, BV 500, BF 75, BV 400 BV 471, BV 691
	Stainless steel exhaust adjustable elbow 0 - 90°	4515.977 4515.950 4515.951	Ø120mm Ø150mm Ø200mm	BV 77, BF 35 BV 110, BV 170, BV 290, BV 500, BV 400, BF 75 BV 471, BV 691
	Stainless steel chimney pot	4013.262 4013.249 4013.250	Ø120mm Ø150mm Ø200mm	BV 77, BF 35 BV 110, BV 170, BV 290, BV 500, BF 75, BV 400 BV 471, BV 691
	Kit for chimney fixing in working and transportation position	4240.567 4240.682		BV 471 BV 691

POWER CORDS

Illustration	Accessory	Code	Description	Products
	Extension cord	4511.031 4511.032 4511.033 4511.034 4511.035 4511.036	16A, 5m 16A, 10m 32A, 5m 32A, 10m 63A, 5m 63A, 10m	B 5, B 9 B 5, B 9 B 15, B 18, B 22 B 15, B 18, B 22 B 30, RS 40 B 30, RS 40



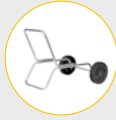








RAIN COVERS

Illustration	Accessory	Code	Description	Products
	Rain covers	4514.652 4514.651 4514.650	-	BV 77 BV 110, BV 170 BV 290





ACCESSORIES

ADDITIONAL EQUIPMENT

Illustration	Accessory	Code	Description	Products
	Trolley	4103.925 4201.159		B 35, B 70 XL 61, DC 61
	Stand	4012.321		HALL 1500
	Pneumatic wheels	4240.585 4240.684		BV 471 BV 691
	Rotating wheels kit	4240.598 4240.667		BV 471 BV 691
	Lift brackets	4034.922 4034.926		BV 110, BV 170, B 230 BV 290, B 360
	Forklift slots	4240.576 4240.681 4035.224		BV 471 BV 691 BV 400
	Uplift kit	4035.112		BV 400
	Lateral bumper kit	4240.560 4240.683		BV 471 BV 691
	Orientable frame	4103.150		BLP 33M/E, BLP 53M/E, BLP 73M/E

ACCESSORIES

AIR OUTLETS AND INLETS

Illustration	Accessory	Code	Description	Products
	1-way outlet panel	4240.825 4240.633	Ø60cm Ø70cm	BV 471 BV 691
	2-way outlet panel	4511.808 4511.807 4034.898 4034.911 4240.235 4240.668	2 x Ø23cm 2 x Ø31cm 2 x Ø31cm 2 x Ø31cm 2 x Ø40cm 2 x Ø50cm	B 18 B 30 BV 110, BV 170 BV 290 BV 471 BV 691
	4-way outlet panel	4240.553 4240.669	4 x Ø27cm 4 x Ø32cm	BV 471 BV 691
	1-way outlet	4033.976	Ø40cm	BV 500, BV 400
	2-way outlet	4034.480	Ø31cm	BV 500, BV 400
	Air inlet kit for recycling	4100.826 4100.825 4035.068 4240.709 4240.748	Ø31cm Ø41cm Ø41cm Ø58cm Ø68cm	BV 110, BV 170 BV 290 BV 400 BV 471 BV 691
	Adaptor ring	4034.929 4034.890 4034.895 4210.180	Ø31cm Ø34cm Ø41cm Ø51cm	BV 77 BV 110, BV 170 BV 290 RS 40






FLEX TUBES



Whether you need an oil heater for a factory, warehouse or construction setting, our flex tubes will help you to deliver the hot air in any place you may need. With many installation options they are the first choice accessory for indirect heaters users.







FLEX TUBE OPTIONS

Illustration	Accessory	Code	Description	Products
 	NYLON flex tubes Black bag included	4515.364 4515.360 4515.367 4515.361 4515.366 4515.362 4515.365	Ø23cm - 7.6m Ø31cm - 7.6m Ø34cm - 7.6m Ø41cm - 7.6m Ø51cm - 7.6m Ø61cm - 7.6m Ø71cm - 7.6m	BV 310 (4-way outlet), B 18 (2-way outlet) BV 77, BV 110 (2-way outlet), BV 170 (2-way outlet), BV 290 (2-way outlet), BV 400 (2-way outlet), BV 500 (2-way outlet), BV 471 (4-way outlet), B 18 EPR (1-way outlet), B 30 EPR (2-way outlet) BV 110 (1-way outlet), BV 170 (1-way outlet), BV 691 (4-way outlet) BV 290 (1-way outlet), BV 400 (1-way outlet), BV 500 (1-way outlet), BV 471 (2-way outlet), B 30 EPR (1-way outlet) BV 691 (2-way outlet), RS 40 BV 471 (1-way outlet) BV 691 (1-way outlet)
	PVC flex tubes black and yellow	4515.557 4515.572 4515.553 4515.558 4515.570 4031.401 4515.571 4515.552 4031.038 4515.556	Ø23cm - 7.6m Ø31cm - 3.0m Ø31cm - 7.6m Ø34cm - 7.6m Ø34cm - 3.0m Ø41cm - 7.6m Ø41cm - 3.0m Ø51cm - 7.6m Ø61cm - 7.6m Ø71cm - 7.6m	BV 310 (4-way outlet), B 18 (2-way outlet) BV 77, BV 110 (2-way outlet), BV 170 (2-way outlet), BV 290 (2-way outlet), BV 400 (2-way outlet), BV 500 (2-way outlet), BV 471 (4-way outlet), B 18 EPR (1-way outlet), B 30 EPR (2-way outlet) BV 77, BV 110 (2-way outlet), BV 170 (2-way outlet), BV 290 (2-way outlet), BV 400 (2-way outlet), BV 500 (2-way outlet), BV 471 (4-way outlet), B 18 EPR (1-way outlet), B 30 EPR (2-way outlet) BV 110 (1-way outlet), BV 170 (1-way outlet), BV 691 (4-way outlet) BV 290 (1-way outlet), BV 500 (1-way outlet), BV 471 (2-way outlet), B 30 EPR (1-way outlet) BV 691 (2-way outlet), RS 40 BV 471 (1-way outlet) BV 691 (1-way outlet)
	Bags for black and yellow flex tubes	4515.592 4515.591 4515.593	Ø31cm Ø41cm Ø61cm	For tubes: 4515.553/4515.572/ 4515.557 For tubes: 4031.401/4515.571/4515.558/ 4515.570 For tubes: 4031.038/4515.552
	Soft grid	4515.350 4515.353 4515.351 4515.352	Ø31cm Ø34cm Ø41cm Ø61cm	4515.553/4515.572/4515.360 4515.558/4515.367/4515.570 4031.401/4515.361/4515.571 4031.038/4515.362

FLEX TUBES

HOW TO CHOOSE YOUR FLEX TUBE

				PVC black and yellow	PVC black and yellow	PVC bag	NYLON black with bag
							
		Adaptor for flex tube	Flex tube diameter	Flex tube length	Flex tube length		Flex tube length
Device			Øcm	3.0m	7.6m		7.6m
BV 77	1 WAY	4034.929	31	4515.572	4515.553	4515.592	4515.360
BV 110	1 WAY	4034.890	34	4515.570	4515.558		4515.367
	2 WAY	4034.898	31	4515.572	4515.553	4515.592	4515.360
BV 170	1 WAY	4034.890	34	4515.570	4515.558		4515.367
	2 WAY	4034.898	31	4515.572	4515.553	4515.592	4515.360
BV 290	1 WAY	4034.895	41	4515.571	4031.401	4515.591	4515.361
	2 WAY	4034.911	31	4515.572	4515.553	4515.592	4515.360
BV 500	1 WAY	on board	41	4515.571	4031.401	4515.591	4515.361
	2 WAY	4034.480	31	4515.572	4515.553	4515.592	4515.360
BV 400	1 WAY	on board	41	4515.571	4031.401	4515.591	4515.361
	2 WAY	4034.480	31	4515.572	4515.553	4515.592	4515.360
BV 471	1 WAY	on board	61		4031.038	4515.593	4515.362
	2 WAY	4240.235	41	4515.571	4031.401	4515.591	4515.361
	4 WAY	4240.553	31	4515.572	4515.553	4515.592	4515.360
BV 691	1 WAY	on board	71		4515.556		4515.365
	2 WAY	4240.668	51		4515.552		4515.366
	4 WAY	4240.669	34	4515.570	4515.558		4515.367
B 18 EPR	1 WAY	on board	31	4515.572	4515.553	4515.592	4515.360
	2 WAY	4511.808	23	4515.571	4515.557		4515.364
B 30 EPR	1 WAY	on board	41	4515.571	4031.401	4515.591	4515.361
	2 WAY	4511.807	31	4515.572	4515.553	4515.592	4515.360
RS 40	1 WAY	4210.180	51		4515.552		4515.366
BL 4800	1 WAY	on board	21		4160.251 *		
BL 6800	1 WAY	on board	31		4031.406 *	4515.592	
BL 8800	1 WAY	on board	41		4031.402 *	4515.591	
BLM 4800	1 WAY	on board	25		4515.559 *		
BLM 6800	1 WAY	on board	34		4515.560 *		
DFX 20	1 WAY	on board	51		4031.403 *		

Flex tubes – Nylon

- NYLON
- No odour, no smoke
- Best resistance to hot air
- Extremely resistant to damage, longer life-span
- Light
- Bag with comfortable handle included
- Better resistance to dirt
- Zippers on both ends – easy connection to each other
- Strap included

*PVC yellow tubes









Flex tubes – PVC

- PVC
- Zippers on both ends - easy connection to each other
- Fastening strap as standard
- Lowest heat loss



Black tubes: strap and zipper

CONSUMABLES PACKS

	Model	Pack code	Items included
	B 35 CED B 35 CEL	4519.012	<ul style="list-style-type: none"> • Nozzle • Electrode • Lint filter • Output filter • Intake filter • Fuel filter
	B 70 CED B 65 CEL	4519.013	<ul style="list-style-type: none"> • Nozzle • Electrode • Lint filter • Output filter • Intake filter • Fuel filter • Nozzle washer • Nozzle seal spring
	B 100 CED B 100 CEG B 95 CEL	4519.014	<ul style="list-style-type: none"> • Nozzle • Electrode • Lint filter • Output filter • Intake filter • Fuel filter • Nozzle washer • Nozzle seal spring
	B 150 CED B 150 CEG B 145 CEL	4519.015	<ul style="list-style-type: none"> • Nozzle • Electrode • Lint filter • Output filter • Intake filter • Fuel filter • Nozzle washer • Nozzle seal spring
	B 300 CED	4519.001	<ul style="list-style-type: none"> • Nozzle • Electrode • Lint filter • Output filter • Intake filter • Fuel filter • Nozzle washer • Nozzle seal spring
	B 180	4519.006	<ul style="list-style-type: none"> • Nozzle • Electrode • Fuel pump filter Danfoss • Suction filter
	B 230	4519.007	<ul style="list-style-type: none"> • Nozzle • Electrode • Fuel pump filter Danfoss • Fuel filter element • Fuel filter washers kit
	B 360	4519.008	<ul style="list-style-type: none"> • Nozzle • Electrode • Fuel pump filter Danfoss • Fuel filter element • Fuel filter washers kit

CONSUMABLES PACKS

	Model	Pack code	Items included
	BV 77	4519.002	<ul style="list-style-type: none"> • Nozzle • Electrode • Fuel pump filter Danfoss • Suction filter
	BV 110	4519.003	<ul style="list-style-type: none"> • Nozzle • Electrode • Fuel pump filter Danfoss • Fuel filter element • Fuel filter washers kit
	BV 170	4519.004	<ul style="list-style-type: none"> • Nozzle • Electrode • Fuel pump filter Danfoss • Fuel filter element • Fuel filter washers kit
	BV 290	4519.005	<ul style="list-style-type: none"> • Nozzle • Electrode • Fuel pump filter Danfoss • Fuel filter element • Fuel filter washers kit
	BV 400	4519.009	<ul style="list-style-type: none"> • Nozzle • Electrode • Fuel pump filter Danfoss • Fuel filter element • Fuel filter washers kit
	BV 471	4519.019	<ul style="list-style-type: none"> • Nozzle • Electrode • Fuel pump filter Riello • Fuel preheater filter element • Fuel filter washers kit
	BV 691	4519.020	<ul style="list-style-type: none"> • Nozzle • Electrode • Fuel pump filter Riello • Fuel preheater filter element • Fuel filter washers kit
	XL 61	4519.016	<ul style="list-style-type: none"> • Nozzle • Electrode • Fuel filter
	DC 61	4519.016	<ul style="list-style-type: none"> • Nozzle • Electrode • Fuel filter
	XL 91	4519.017	<ul style="list-style-type: none"> • Nozzle • Electrode • Fuel filter element • Fuel filter washers kit
	XL 9 SR MODEL FROM 2019	4519.018	<ul style="list-style-type: none"> • Nozzle • Electrode • Fuel pump filter Danfoss • Fuel filter element • Fuel filter washers kit

DIRECT OIL FIRED AIR HEATERS – LOW PRESSURE

B 35-B 70-B 100-B 150-B 300



Ventilation of the room is necessary to prevent a deficiency of oxygen.




B 35
B 70



B 100
B 150



B 300

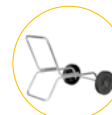


- High air flow
- Two oil filters – oil tank filter and suction filter
- Thermally protected motor
- Electronic flame control with photocell
- Stainless steel combustion chamber
- Trolley included for B 100, B 150 and B 300
- Oil tank with level indicator
- Designed for easy handling and transportation
- Easy maintenance

Optional accessories



Analogue thermostat TH5 with cable
3m - 4150.109
5m - 4150.112



Trolley
B 35, B 70
4103.925



Digital thermostat THD with cable
5m - 4150.133
10m - 4150.134



Consumables packs
B 35 - 4519.012
B 70 - 4519.013
B 100 - 4519.014
B 150 - 4519.015
B 300 - 4519.001

Specifications	Units	B 35	B 70	B 100	B 150	B 300
Heating power	kW	10	20	29	44	44/88
	Btu/h	34,200	68,300	99,300	150,500	150,500-301,000
	kcal/h	8,600	17,200	25,000	37,900	37,900-75,800
Air flow	m ³ /h	280	400	800	900	900/1,800
Fuel autonomy	h	16	10	16	10	23/12
Thermostat control		Analogue or digital	Analogue or digital	Analogue or digital	Analogue or digital	Analogue or digital
Fuel consumption	l/h	0.9	1.9	2.7	4.2	4.2/8.4
Power supply	V/Hz	220/240/50-60	220/240/50-60	220/240/50-60	220/240/50-60	220/240/50-60
Electric power	kW	0.08	0.18	0.23	0.28	0.28/0.56
Rated current	A	0.35	0.8	1.0	1.2	1.2/2.4
Protection		IP41	IP41	IP41	IP41	IP41
Tank capacity	l	15	19	44	44	105
Product size (l x w x h)	mm	745 x 300 x 405	745 x 300 x 405	1075 x 600 x 480	1075 x 600 x 480	1240 x 670 x 640
Box size (l x w x h)	mm	810 x 350 x 450	810 x 350 x 450	1110 x 400 x 450	1110 x 400 x 450	1600 x 750 x 900
Net/gross weight	kg	14/16	15/18	25/28	25/28	53/70
Pallet	pcs	15	15	10	10	1
Dual voltage		No	No	Available	Available	No

B 150 has been on the market for over 60 years and has been copied by all competitors.



DIRECT OIL FIRED AIR HEATERS – HIGH PRESSURE

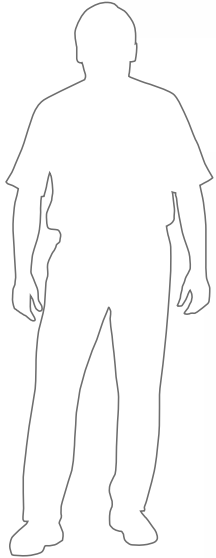
B 180-B 230-B 360



Ventilation of the room is necessary to prevent a deficiency of oxygen.



B 180



B 230
B 360



- Overheat thermostat
- Post ventilation
- Thermally protected motor
- Transparent external suction filter
- Three oil filters – oil pump filter, suction filter and inlet filter
- Electronic flame control with photocell
- Stainless steel combustion chamber
- Oil tank with level indicator
- Trolley included
- Snorkel
- Easy maintenance with external pump
- Diagnostic LED

Optional accessories




Analogue thermostat TH5 with cable
3m - 4150.109
10m - 4150.112



Digital thermostat THD with cable
5m - 4150.133
10m - 4150.134



Fuel preheater
B 180 - 4100.827
B 230, B 360 - 4033.049



Quick connector for flex pipes to connect external tank
B 230, B 360 - 4034.880



Lift brackets
B 230 - 4034.922
B 360 - 4034.926



Consumables packs
B 180 - 4519.006
B 230 - 4519.007
B 360 - 4519.008



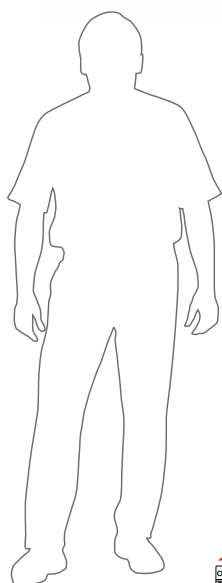
B stands for Burner.

Specifications	Units	B 180	B 230	B 360
Heating power	kW	48	65	111
	Btu/h	165,000	222,000	379,000
	kcal/h	41,200	56,000	95,460
Air flow	m ³ /h	1,550	3,000	3,300
Fuel autonomy	h	8	10	10
Thermostat control		Analogue or digital	Analogue or digital	Analogue or digital
Fuel consumption	l/h	4.5	6.2	10.6
Power supply	V/Hz	220-240/1ph/50	220-240/1ph/50	220-240/1ph/50-60
Electric power	kW	0.3	0.8	1.06
Rated current	A	1.5	3.5	4.6
Protection		IP44	IP44	IP44
Tank capacity	l	36	65	105
Product size (l x w x h)	mm	1165 x 380 x 550	1235 x 575 x 790	1600 x 700 x 940
Box size (l x w x h)	mm	1200 x 400 x 530	1200 x 650 x 1000	1600 x 750 x 1180
Net/gross weight	kg	30/34	57/72	84/105
Pallet		8	1	1



INDIRECT OIL FIRED AIR HEATERS – HIGH PRESSURE BV 77-BV 110-BV 170-BV 290



BV 77 - Ø31CM



**BV 110 - Ø34CM
BV 170 - Ø34CM
BV 290 - Ø41CM**



- Clean hot air
- Optional connection to a flexible tube
- Flue gas exhaust
- Heat exchanger
- Overheat thermostat
- Post-ventilation
- Thermally protected motor
- Three oil filters: oil pump filter, suction filter and inlet filter
- External suction filter with transparent glass cup
- Electronic flame control with photocell
- Stainless steel combustion chamber
- Oil tank with level indicator
- Trolley included
- High quality brand fuel pump
- Fuel pump with access for easy maintenance
- Snorkel – breather for non-drip fuel tank
- Diagnostic LED

Specifications	Units	BV 77	BV 110	BV 170	BV 290
Heating power	kW	21	34	49	85
	Btu/h	71,700	11,600	167,200	290,000
	kcal/h	18,100	29,200	42,100	73,100
Air flow	m ³ /h	1,550	1,800	1,800	3,300
	Fuel autonomy	h	19	21	14
Thermostat control		Analogue or digital	Analogue or digital	Analogue or digital	Analogue or digital
Fuel consumption	l/h	2.0	3.2	4.7	8.1
Power supply	V/Hz	220-240/1ph/50	220-240/1ph/50	220-240/1ph/50	220-240/1ph/50-60
Electric power	kW	0.3	0.8	0.8	1.06
Rated current	A	1.5	3.5	3.5	4.6
Protection		IP40	IP44	IP44	IP44
Tank capacity	l	36	65	65	105
Flue tube	Ømm	120	150	150	150
Flex tube	Øcm	31	34	34	41
Product size (l x w x h)	mm	1130 x 380 x 660	1235 x 575 x 1000	1350 x 575 x 1000	1600 x 700 x 1150
Box size (l x w x h)	mm	1200 x 400 x 530	1200 x 650 x 1000	1330 x 650 x 1000	1670 x 750 x 1180
Net/gross weight	kg	33/37	61/76	67/84	101/123
Pallet	pcs	8	1	1	1
Dual voltage		Available	No	Available	Available

INDIRECT OIL FIRED AIR HEATERS – HIGH PRESSURE BV 77-BV 110-BV 170-BV 290




Optional accessories



Analogue thermostat THS with cable
3m - **4150.109**
10m - **4150.112**



Digital thermostat THD with cable
5m - **4150.133**
10m - **4150.134**




Fuel preheater
BV 77 - **4100.827**
BV 110, BV 170, BV 290 - **4033.049**



Adaptor ring
BV 77 - Ø31cm - **4034.929**
BV 110, BV 170 - Ø34cm - **4034.890**
BV 290 - Ø41cm - **4034.895**



2-way outlet
BV 110, BV 170
- 2 x Ø31cm - **4034.898**
BV 290 - 2 x Ø31cm - **4034.911**



Quick connector for flex pipes to connect external tank
BV 110, BV 170, BV 290 - **4034.880**



Fuel scoop
BV 110, BV 170, BV 290 - **4515.932**



Rain cover
BV 77 - **4514.652**
BV 110, BV 170 - **4514.651**
BV 290 - **4514.650**



Air inlet kit for recycling
BV 110, BV 170 - **4100.826**
BV 290 - **4100.825**



Stainless steel exhaust pipe 1m
BV 77 - Ø120mm - **4013.260**
BV 110, BV 170, BV 290 - Ø150mm - **4013.243**



Stainless steel exhaust elbow 90°
BV 77 - Ø120mm - **4013.261**
BV 110, BV 170, BV 290 - Ø150mm - **4013.247**



Stainless steel chimney pot
BV 77 - Ø120mm - **4013.262**
BV 110, BV 170, BV 290 - Ø150mm - **4013.249**



PVC flex tubes - 1-way outlet
BV 77 - Ø31cm - 3m - **4515.572**
BV 77 - Ø31cm - 7.6m - **4515.553**
BV 110, BV 170 - Ø34cm - 7.6m - **4515.558**
BV 110, BV 170 - Ø34cm - 3m - **4515.570**
BV 290 - Ø41cm - 3m - **4515.571**
BV 290 - Ø41cm - 7.6m - **4031.401**
PVC flex tubes - 2-way outlet
BV 110, BV 170, BV 290 - Ø31cm - 7.6m - **4515.553**
BV 110, BV 170, BV 290 - Ø31cm - 3m - **4515.572**



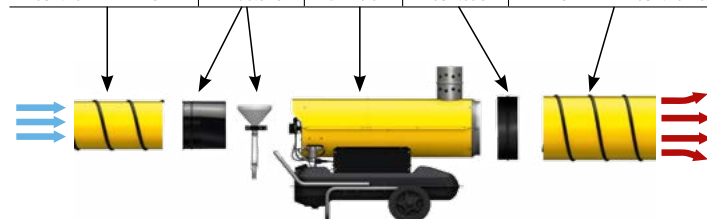
NYLON flex tubes with bag - 1-way outlet
BV 77 - Ø31cm - 7.6m - **4515.360**
BV 110, BV 170 - Ø34cm - 7.6m - **4515.367**
BV 290 - Ø41cm - 7.6m - **4515.361**
Flex tubes - 2-way outlet
BV 110, BV 170, BV 290 - Ø31cm - 7.6m - **4515.360**



Consumables packs
BV 77 - **4519.002**
BV 110 - **4519.003**
BV 170 - **4519.004**
BV 290 - **4519.005**

Air recycling

A		B	H	C	D	
INLET FLEX TUBE	ØINLET FLEX TUBE	INLET KIT	HEATER	ADAPTOR RING	ØOUTLET FLEX TUBE	OUTLET FLEX TUBE
4031.406	31cm	4100.826	BV 110	4034.890	34cm	4515.558 or 4515.367
4031.406	31cm	4100.826	BV 170	4034.890	34cm	4515.558 or 4515.367
4031.402	41cm	4100.825	BV 290	4034.895	41cm	4031.401 or 4515.361



BV is short for Burner Vented. The figure indicates British Thermal Units (BTU) predominantly used in the US where Master was founded in 1954. A BV 290, for instance, generates the same heat as 290,000 matches.

INDIRECT OIL FIRED AIR HEATERS WITH 2 STAGE MASTER BURNER BV 400



BV 400 - Ø41CM



BV 400 (AIR INLET)



- Clean hot air
- Very low noise (72 dB)
- Plug fan allows high air pressure 500 Pa
- 2-stage Master burner
- Air feed kit
- Rotomoulded tank
- Socket for remote thermostat
- High-efficiency heat exchanger
- Stainless steel combustion chamber
- Trolley included
- Snorkel for non-drip fuel tank

Specifications	Units	BV 400
Heating power	kW Btu/h kcal/h	110/80 375,000/237,000 94,600/68,800
Fan type		Plug fan
Total air pressure	Pa	500
Ductability	m	50
Air flow	m ³ /h	6,200
Motor power fan	W/rpm	750/1,400
Flex tube	cm	2 tubes Ø31cm or 1 tube Ø41cm
Maximum air temperature	°C	95
Summer ventilation		Yes
Remote thermostat		Analogue or digital
Flue tube	mm	150
Electronic box protection	IP	IP44
Fuel tank capacity	l	150
Fuel consumption	l/h	10.2 high mode/7.7 low mode
Rated current	A	6.8
Power supply	V/Hz	220-240/1ph/50
Product size (l x w x h)	mm	2086 x 717 x 1233
Box size (l x w x h)	mm	1670 x 710 x 1670
Net/gross weight	kg	200/220

INDIRECT OIL FIRED AIR HEATERS WITH 2 STAGE MASTER BURNER BV 400



Powerful input plug fan



80 kW or 110 kW heating power possible



Optional robust hook for uplift crane



Control panel with thermostat socket (analogue or digital)




The burner is protected by a robust box



BV 400 has 1 output as standard. Diameter 41cm

2 optional outputs possible. Diameter 31cm (option 4034.480)



Optional separate air feed case kit allows for connection of a flex tube for combustion air supply. Very useful when used in polluted rooms



Fuel preheater is optional, fuel filter is outside



Robust, rotomoulded fuel tank and large pneumatic wheels



When required, if the altitude changes, it is very easy to adjust the combustion

Optional accessories




Analogue thermostat TH5 with cable
3m - 4150.109
10m - 4150.112



Digital thermostat THD with cable
5m - 4150.133
10m - 4150.134



Air recycling kit - Ø40cm
4035.068



Fuel preheater - 4033.049




2-way outlet Ø31cm
4034.480



Fuel line 4m
(2 pieces are required per 1 unit, supply line and return line)
4031.460



Combustion air inlet kit
4035.225



Quick connector to flex pipes for separate tank
4035.232



Uplift kit
4035.112



Forklift slots
4035.224



Fuel scoop
4515.932



Consumables pack
BV 400 - 4519.009



NYLON flex tube with bag, 7.6m
1-way outlet, Ø40cm - 4515.361
2-way outlet, Ø31cm - 4515.360



PVC flex tube 7.6m
1-way outlet, Ø41cm - 4031.401
2-way outlet, Ø31cm - 4515.553
(possible to connect to each other)
PVC flex tube 3m
1-way outlet Ø41cm 4515.571
2-way outlet Ø31cm 4515.572

INDIRECT OIL FIRED AIR HEATERS WITH SEPARATE RIELLO BURNER

BV 500CR



BV 500CR - Ø41CM
BV 500 - 13CR CENTRIFUGAL



BV 500 (AIR INLET)



Unique to the market, BV 500CR is equipped with an air pressure sensor and a temperature sensor. The air flow of hot air is automatically adjusted according to the measured values in order to maximise the result and comfort.



- Clean hot air
- Very easy to move
- Very low noise (72 dB)
- Very high air pressure (770 Pa)
- Flue gas exhaust
- Altitude compensation adjustment
- Separate Riello burner with easy nozzle change
- Easy access to the heat exchanger for cleaning
- Fuel pre-heating
- Summer/Winter switch for ventilation only
- Socket for remote thermostat: analogue or digital
- High-efficiency heat exchanger
- Stainless steel combustion chamber
- Snorkel for non-drip fuel tank
- Forklift slots
- Robust hook for uplift crane
- Trolley included

Specifications	Units	BV 500-13CR
Heating power	kW/Btu/h/kcal/h	150/512,000/129,000
Fan type		Centrifugal
Total air pressure	Pa	770
Ductability	m	50
Air flow	m ³ /h	5,000
Motor power fan	W/rpm	2,000/1,600
Flex tube	cm	2 x 31cm or 1 x 41cm
Maximum air temperature	°C	95
Summer ventilation		Yes
Remote thermostat		Analogue or digital
Flue tube	mm	150
Electronic box protection		IP44
Fuel tank capacity	l	150
Max. fuel consumption	l/h	14.31
Standard fuel consumption	l/h	12.19
Rated current	A	13
Power supply	V/Hz	220-240/1ph/-60
Product size (l x w x h)	mm	2086 x 717 x 1233
Box size (l x w x h)	mm	1640 x 690 x 1440
Net/gross weight	kg	198/254

INDIRECT OIL FIRED AIR HEATERS WITH SEPARATE RIELLO BURNER BV 500CR



BV 500 has 1 output as standard.
Diameter 40cm.
BV 500 can accept 2 outputs.
Diameter 31cm (option 4034.480).



Large pneumatic wheels,
forklift slots, robust rotomoulded
plastic tank.



Powerful centrifugal fan,
low noise 72 dB(A).



Easy air recycling – uses 2 tubes
2 x Ø30cm.



The heater gets the fuel from
the tank below but can also be
connected to an external tank.
Fuel filter is outside.
Fuel preheater is inside, within the
combustion head.



When required, if the altitude
changes, it is very easy to adjust the
combustion.



IP67 Waterproof control panel and
electrical circuit.
This includes: on/off button, venti-
lation mode. Reset button, socket
for remote thermostat: analogue
or digital.



A leakless fuel tank closure and
a big fuel level indicator.

Optional accessories



**Analogue thermostat TH5
with cable**
3m - **4150.109**
10m - **4150.112**



**Digital thermostat THD
with cable**
5m - **4150.133**
10m - **4150.134**



**Air recycling
Suction tube**
4517.623*
* offered per linear metre



2-way outlet
Ø31cm - **4034.480**



PVC flex tube
1-way outlet Ø41cm
7.6m - **4031.401**
3 m - **4515.571**
2-way outlet Ø31cm
7.6m - **4515.553**
(possible to connect to each
other - max. 30m)
3m - **4515.572**



**Nylon flex tube with
bag, 7.6m**
1-way outlet, Ø40cm
4515.361
2-way outlet, Ø31cm
4515.360



Fuel scoop
4515.932



Fuel line 4m
(2 pieces are required
per 1 unit, supply line
and return line)
4031.460

INDIRECT FUEL FIRED AIR HEATERS WITH SEPARATE RIELLO BURNER

AIR-BUS BV 471-BV 691



BV 471 - Ø31CM
BV 691 - Ø34CM



1-WAY OUTLET
BV 471 - Ø61CM
BV 691 - Ø71CM

- Strong and robust steel frame with metric bolts
- Powerful fan
- Air pressure 250 Pa (400 Pa for centrifugal version)
- Digital control of the combustion
- Unique 'cold start' button for very cold environments
- Possible connection to 4, 2 or 1 flexible tubes
- Flue gas exhaust
- Separate Riello oil burner
- Summer/Winter switch for ventilation only
- Electronic flame control with photocell
- Fan-Limit thermostat with automatic reset
- Limit thermostat with manual reset
- Fuel preheater
- Two oil filters: oil pump filter and suction filter
- Quick connector to external tank (optional)
- High-efficiency heat exchanger made of stainless steel pipes
- Stainless steel combustion chamber
- Robust wheels included
- 4 robust crane hooks



Diesel fuel contains water which evaporates during combustion.

Specifications	Units	BV 471S	BV 691S	BV 471SR	BV 691TR	BV 691T
Heating power	kW	136	225	136	225	225
	Btu/h	464,000	768,000	464,000	768,000	768,000
	kcal/h	116,900	193,500	116,900	193,500	193,500
Air flow	m ³ /h	8,500	12,800	8500	12,800	12,800
Fan type		Axial	Axial	Centrifugal	Centrifugal	Axial
Air pressure	Pa	250	250	400	400	250
Thermostat control		Analogue or digital	Analogue or digital	Analogue or digital	Analogue or digital	Analogue or digital
Fuel consumption	l/h	12.93	21.44	12.93	15.09	15.09
Power supply	V/Hz	220-240/1ph/50	220-240/1ph/50	220-240/1ph/50	380-400/3ph/50	380-400/3ph/50
Electric power	kW	1.5	2.8	2.8	2.8	2.8
Rated current	A	6.9	12.6	16	7.6	6.5
Electronic box protection		IP55	IP55	IP55	IP55	IP55
Flue tube	Ømm	200	200	200	200	200
Air outlet diameter	cm	4 x 27	4 x 32	4 x 27	4 x 32	4 x 32
		1 x 60	1 x 70	1 x 60	1 x 70	1 x 70
Product size (l x w x h)	mm	1790 x 880 x 1360	2200 x 985 x 1620	2200 x 870 x 1360	2680 x 990 x 1550	2200 x 985 x 1620
Box size (l x w x h)	mm	1730 x 755 x 1325	2150 x 840 x 1560	2150 x 760 x 1380	2620 x 840 x 1530	2150 x 840 x 1560
Net/gross weight	kg	270/300	380/410	300/330	400/430	380/410

INDIRECT FUEL FIRED AIR HEATERS WITH SEPARATE RIELLO BURNER AIR-BUS BV 471-BV 691




High air pressure version with centrifugal fan available on request
BV 471SR and BV 691TR - 400 Pa



Air recycling kit for AIR-BUS (axial fan models)

Suction tube	+	Air recycling kit
4517.621*	+	4240.709 for BV 471
4517.622*	+	4240.748 for BV 691

* offered per linear metre



Suction tube + Air recycling kit



1, 2 and 4 outlets are possible.



Box cover: IP55, additional burner and control panel protection against rain, mud and mechanical factors.



Inside the box: RIELLO burner, digital control panel



The combustion is digitally controlled. The digital panel allows for very easy and precise set up of temperature sensors.



Top-mounted exhaust with optional support.



Optional robust forklift slots.



Very powerful and quiet ERP fan.



Easy connection to an external fuel tank.

INDIRECT FUEL FIRED AIR HEATERS WITH SEPARATE RIELLO BURNER AIR-BUS BV 471-BV 691



INDIRECT FUEL FIRED AIR HEATERS WITH SEPARATE RIELLO BURNER AIR-BUS BV 471-BV 691



Optional accessories




Analogue thermostat TH5 with cable
3m - **4150.109**
10m - **4150.112**



Digital thermostat THD with cable
5m - **4150.133**
10m - **4150.134**



Pneumatic wheels
BV 471 - **4240.585**
BV 691 - **4240.684**




Quick connector for external tank
4240.580



Fuel line 4m
(2 pieces are required per 1 unit, supply line and return line)
4031.460



Rotating wheels kit
BV 471 - **4240.598**
BV 691 - **4240.667**



Kit for chimney fixing in working and transportation position
BV 471 - **4240.567**
BV 691 - **4240.682**



Fuel scoop
4515.932



External tank
BV 471 - 150 l - **4240.780**
BV 691 - 200 l - **4240.800**



1-way outlet panel
Ø60cm - BV 471 - **4240.825**
Ø70cm - BV 691 - **4240.633**



2-way outlet panel
2 x Ø40cm - BV 471 - **4240.235**
2 x Ø50cm - BV 691 - **4240.668**



4-way outlet panel
4 x Ø27cm - BV 471 - **4240.553**
4 x Ø32cm - BV 691 - **4240.669**



Stainless steel exhaust pipe 1m
Ø200mm - BV 471, BV 691 - **4013.245**



Stainless steel chimney pot
Ø200mm - BV 471, BV 691 - **4013.250**



Stainless steel exhaust elbow 90°
Ø200mm - BV 471, BV 691 - **4013.248**



Lateral bumper kit
BV 471 - **4240.560**
BV 691 - **4240.683**



Forklift slots
BV 471 - **4240.576**
BV 691 - **4240.681**




Air recycling kit (axial fan models)
BV 471 - **4240.709**
BV 691 - **4240.748**



Flex tubes, PVC, black and yellow 7.6m 4-way outlet
Ø31cm - 7.6m - BV 471 - **4515.553**
Ø31cm - 3m - BV 471 - **4515.572**
Ø34cm - 7.6m - BV 691 - **4515.558**
Ø34cm - 3m - BV 691 - **4515.570**



Flex tubes and bag, NYLON, black, 7.6m 4-way outlet
Ø31cm - 7.6m - BV 471 - **4515.360**
Ø34cm - 7.6m - BV 691 - **4515.367**



Suction tube*
BV 471 - **4517.621**
BV 691 - **4517.622**
* offered per linear metre



2-way outlet
Ø41cm - 7.6m BV 471 - **4031.401**
Ø51cm - 7.6m BV 691 - **4515.552**
Ø41cm - 3m - BV 471 - **4515.571**

1-way outlet
Ø61cm - 7.6m - BV 471 - **4031.038**
Ø71cm - 7.6m - BV 691 - **4515.556**



2-way outlet
Ø41cm - 7.6m - BV 471 - **4515.361**
Ø51cm - 7.6m - BV 691 - **4515.366**



Consumables packs
BV 471 - 4519.019
BV 691 - 4519.020



DIRECT GAS FIRED AIR HEATERS – MECHANIC

BLP 17M-BLP 33M-BLP 53M-BLP 73M



Ventilation of the room is necessary to prevent a deficiency of oxygen.



PATENTED

BLP 17M
BLP 33M
BLP 53M
BLP 73M



- Manual ignition
- Electrovalve
- Safety gas valve with thermocouple
- Regulator includes safety valve which stops the gas flow in the case of cracks in the gas tube
- Regulator and gas hose included
- Motor with thermal protection
- Overheat thermostat
- Adjustable heat
- Easy maintenance

The BLP 17 is provided with a heat and consumption knob. For other models, adjustment is possible using the gas regulator.

Optional accessories



Multiple bottles coupling set
DE/AT/DK/NL/PL:

Gas hose - **4515.901**
Gas regulator - **4515.902**

ES/HR/SI/CZ/HU/FR/CH/BE/SK/YU/BA/RO/BG/LT/LV/EE/BA/RU:

Gas hose - **4515.914**
Gas regulator - **4515.912**



Orientable frame
for BLP 33M-53M-73M -
4103.150



Specifications	Units	BLP 17M	BLP 33M	BLP 53M	BLP 73M
Heating power	kW	10-16	18-33	36-53	49-73
	Btu/h	34,200-54,800	61,500-112,800	123,000-181,000	167,100-249,300
	kcal/h	8,600-13,800	15,500-28,400	31,000-45,600	42,100-62,800
Pressure	bar	0.7	0.75-1.5	0.75-1.5	0.75-1.5
Ignition		Manual	Manual	Manual	Manual
Thermostat control		No	No	No	No
Air flow	m ³ /h	300	1,000	1,450	2,300
Fuel consumption	kg/h	1.16	2.4	3.78	5.02
Power supply	V/Hz	220-240/1ph/50	220-240/1ph/50	220-240/1ph/50	220-240/1ph/50
Electric power	kW	0.053	0.06	0.11	0.218
Rated current	A	0.23	0.26	0.48	0.95
Product size (l x w x h)	mm	471 x 188 x 293	552 x 220 x 342	605 x 276 x 444	685 x 276 x 444
Box size (l x w x h)	mm	550 x 230 x 300	600 x 250 x 360	680 x 300 x 510	760 x 300 x 510
Net/gross weight	kg	4.5/5.5	7.5/9	13/15	15/17
Pallet	pcs	49	36	16	16
Dual voltage		No	Available	Available	Available

DIRECT GAS FIRED AIR HEATERS – ELECTRONIC BLP 33-BLP 53-BLP 73-BLP 103ET



Ventilation of the room is necessary to prevent a deficiency of oxygen.



PATENTED



BLP 33ET
BLP 53ET
BLP 73ET

BLP 103ET

Optional accessories



Analogue thermostat TH5 with cable
3m - **4150.109**
10m - **4150.112**



Digital thermostat THD with cable
5m - **4150.133**
10m - **4150.134**



Orientable frame
for BLP 33E-53ET-73ET-
4103.150



Multiple bottles coupling set DE/AT/DK/NL/PL:
Gas hose - **4515.901**
Gas regulator - **4515.902**

ES/HR/SI/CZ/HU/FR/CH/BE/SK/YU/BA/RO/BG/LT/LV/EE/BA/RU:
Gas hose - **4515.914**
Gas regulator - **4515.912**

- Electronic ignition
- Double electrovalve
- The ionization electrode continuously checks the presence of the flame
- Optional room thermostat
- Post ventilation
- BLP 103ET trolley included
- Regulator includes safety valve which stops the gas flow in case of cracks in the gas tube
- Regulator and gas hose included
- Motor with thermal protection
- Overheat thermostat
- Adjustable heat
- Strong and long lasting construction
- Easy maintenance

Specifications	Units	BLP 33ET	BLP 53ET	BLP 73ET	BLP 103ET
Heating power	kW	18-33	36-53	49-73	57-103
	Btu/h	61,500-112,800	123,000-181,000	167,100-249,300	194,500-351,700
	kcal/h	15,500-28,400	31,000-45,600	42,100-62,800	49,000-88,600
Pressure	bar	0.75-1.5	0.75-1.5	0.75-1.5	0.75-2.0
Ignition		Electronic	Electronic	Electronic	Electronic
Thermostat control		Analogue or digital	Analogue or digital	Analogue or digital	Analogue or digital
Air flow	m ³ /h	1,000	1,450	2,300	3,260
Fuel consumption	kg/h	2.4	3.78	5.02	6.66
Power supply	V/Hz	220-240/1ph/50	220-240/1ph/50	220-240/1ph/50	220-240/1ph/50
Electric power	kW	0.074	0.126	0.23	0.23
Rated current	A	0.32	0.55	1.00	1.00
Product size (l x w x h)	mm	552 x 220 x 342	605 x 276 x 444	685 x 276 x 444	895 x 324 x 624
Box size (l x w x h)	mm	600 x 250 x 360	680 x 300 x 510	760 x 300 x 510	940 x 390 x 620
Net/gross weight	kg	7.5/9	13/15	15/17	22.3/27.5
Pallet	pcs	36	16	16	6

EKO 3



EKO 3



- Compact and lightweight (19kg)
- EKO 3 delivers 800m³/h of hot air using only 2.8 kW at 240 V (single phase)
- Connection to the external digital remote thermostat THK, specific for this application, included in the box
- Overheat thermostat
- Motor with thermal protection and intervention
- The Master EKO is placed inside the room and recirculates the air, gradually increasing the temperature
- Recommended for: hotels, hostels, smaller rooms, vans, hospitals, restaurants, bakeries, commercial kitchens
- Fighting bugs using heat is safe for people and the environment
- EKO heaters are able to maintain the temperature above 45°C. This is required to carry out total pest eradication.
- The high air flow allows a fast increase and an even temperature distribution in the room



Included in the box



Remote thermostat THK with probe
4150.137

EKO works on the fact that bugs, larvae and eggs die of dehydration when kept at a temperature above 45°C degrees for a few hours.


EKO 3 is designed to be used in very small spaces or as a support to an EKO 9.

Specifications	Units	EKO 3
Heating power	kW	2.8
	Btu/h	11,260
	kcal/h	2,866
Air flow	m ³ /h	800
Power supply	V/Hz	230/1ph/50
Rated current	A	12.4
Remote thermostat		Digital
Product size (l x w x h)	mm	455 x 440 x 600
Box size (l x w x h)	mm	500 x 400 x 655
Net/gross weight	kg	19/24
Pallet	pcs	12

EKO 9



EKO 9



- Compact and lightweight (35kg)
- It delivers 1400 m³/h of hot air using only 9 kW at 380 V (three phase)
- Connection to an external digital remote thermostat THK, specific for this application, included in the package
- Overheat thermostat
- Motor with thermal protection and intervention
- The Master EKO is placed inside the room and recirculates the air, gradually increasing the temperature
- Recommended for bug pest control in: hotels, hostels, hospitals, restaurants, bakeries, commercial kitchens, train carriages, airplanes, prisons, army barracks, containers
- EKO heaters are able to maintain the temperature above 45°C. This is required to carry out total pest eradication
- The high air flow allows a fast increase and an even temperature distribution in the room

Included in the box



Remote thermostat THK with probe
4150.137

Optional accessories



Extension cord
4511.031 - 16A, 5m
4511.032 - 16A, 10m

An effective disinfection requires high temperatures. But to avoid thermal shock to the room and the objects in it, the temperature needs to be increased smoothly. Master's purpose-built EKO heaters do just that.

Specifications	Units	EKO 9
Heating power	kW	9
	Btu/h	30,709
	kcal/h	7,740
Air flow	m ³ /h	1,400
Power supply	V/Hz	400/3ph/50
Rated current	A	13.8
Remote thermostat		Digital
Product size (l x w x h)	mm	550 x 606 x 921
Box size (l x w x h)	mm	602 x 646 x 858
Net/gross weight	kg	35/42
Pallet	pcs	4

ELECTRIC FAN AIR HEATERS

B 2PTC-B 3PTC-B 2-B 3-B 5-B 9-B 15-B 22



B 2PTC
B 3PTC



B 2
B 3



B 5
B 9
B 15
B 22



- Automatic reset
- Built-in room thermostat
- No oxygen consumption
- No fumes, no odours, no humidity
- Summer/Winter switch for ventilation only
- Low noise
- Motor with thermal protection
- Overheat thermostat
- Adjustable heat

Optional accessories



Extension cord

B 5, B 9 - 16A, 5m - **4511.031**
 B 5, B 9 - 16A, 10m - **4511.032**
 B 15, B 22 - 32A, 5m - **4511.033**
 B 15, B 22 - 32A, 10m - **4511.034**



Specifications	Units	B 2PTC	B 3PTC	B 2	B 3	B 5	B 9	B 15	B 22
Heating power	kW	1/2	1.5/3	1/2	1.65/3	2.5/5	4.5/9	7.5/15	11/22
	Btu/h	3,400-6,800	3,400-10,200	3,400-6,800	5,630-11,260	8,530-17,000	515,350-30,700	25,600-51,200	37,530-75,100
	kcal/h	860-1,720	860-2,580	860-1,720	1,430-2,860	2,150-4,300	3,870-7,740	6,450-12,900	9,460-18,900
Air flow	m ³ /h	97	97	184	510	510	800	1,700	2,400
Power supply	V/Hz	230/1ph/50	230/1ph/50	230/1ph/50-60	230/1ph/50-60	400/3ph/50	400/3ph/50	400/3ph/50	400/3ph/50-60
Plug (male) from heater side		16A/3P	16A/3P	16A/3P	16A/3P	16A/5P	16A/5P	32A/5P	32A/5P
Rated current	A	8.7	13	8.7	14.5	7.2	13	22	32
Switch pos. 1		1 kW	Off	Off	Off	Off	Off	Off	Off
Switch pos. 2		2 kW	1.5 kW	Fan	Fan	Fan	Fan	Fan	Fan
Switch pos. 3/4	kW	-	3	1.0/2.0	1.65/3.3	2.5/5.0	4.5/9.0	7.5/15	11.0/22.0
Thermostat control		Included	Included	Included	Included	Included	Included	Included	Included
Temperature range	°C	0-40	0-40	5-35	5-35	5-35	5-35	5-35	5-35
Protection		IP21	IP21	IP24	IP24	IP24	IP24	IP24	IP24
Product size (l x w x h)	mm	200x200x200	244x240x250	220x200x330	260x260x410	310x360x380	340x420x440	350x470x490	350x540x590
Box size (l x w x h)	mm	200x200x200	244x240x250	235x210x340	280x270x440	380x330x440	355x450x490	370x480x530	380x550x630
Net/gross weight	kg	1.9/2.1	3.4/3.7	3.7/4.2	5.1/5.7	6.4/6.8	9.3/10.8	15/15.9	20/22.8
Pallet	pcs	192	160	75	48	24	20	12	12

ELECTRIC FAN AIR HEATERS – HANGING TR 3C-TR 9C



TR 3
TR 9



- Wall mounted
- Adjustable heat
- By means of the digital remote chrono-thermostat you can set the desired temperature and , duration and choose between full power, medium power or ventilation only
- Built-in overheat thermostat
- Low noise
- No oxygen consumption
- No fumes, no odours, no humidity
- Remote control
- Easy to install
- The remote control box is pre-wired and includes thermostat, setting and wall bracket
- The wall bracket makes it possible to tilt the TR 45°
- Fast heating for shops, halls, showrooms, meeting rooms, bungalows, offices, workshops, garages, reception halls, big tents, cellars and more

Included in the box



Digital room
chrono-thermostat
with 2m cable

Specifications	Units	TR 3C	TR 9C
Heating power	kW	3.3	9.0
Power supply	V/Hz	230/1ph/50	380/3ph/50
Power control	kW	0/1.65/3.3	0/4.5/9.0
Voltage at maximum power	A	13.5	13.5
IP protection		IPX4	IPX4
Min. mounting height	m	1.8	1.8
Ventilation function		Yes	Yes
Room thermostat		Yes	Yes
Adjustable heating power		Yes	Yes
Overheat protection		Yes	Yes
Product size (l x w x h)	mm	279 x 251 x 340	335 x 280 x 385
Box size (l x w x h)	mm	390 x 320 x 430	410 x 380 x 460
Weight net/gross	kg	5.6/8.6	8.5/11.2
Pallet	pcs	30	24

ELECTRIC FAN AIR HEATERS – DUCTABLE

B 18-B 30-RS 40



- Possible connection to a flexible tube
- Large wheels for easy transport
- Lifting eyelets for easy transport (B 30)
- Manual reset
- Built-in room thermostat (RS 40)
- No oxygen consumption
- No fumes, no odours, no humidity
- Summer/Winter switch for ventilation only
- Low noise
- Motor with thermal protection
- Overheat thermostat
- Adjustable heat

Optional accessories



Analogue thermostat TH5 with cable
3m - **4150.109**
10m - **4150.112**



Extension cord
B 18 - 32A, 5m - **4511.033**
B 18 - 32A, 10m - **4511.034**
B 30, RS 40 - 63A, 5m - **4511.035**
B 30, RS 40 - 63A, 10m - **4511.036**



PVC flex tubes 1-way outlet
B 18 - Ø31cm - 7.6m - **4515.553**
B 18 - Ø34cm - 3m - **4515.570**
B 30 - Ø41cm - 3m - **4515.571**
B 30 - Ø41cm - 7.6m - **4031.401**
RS 40 - Ø51cm - 7.6m - **4515.552**



2-way outlet
B 18 - Ø23 cm - **4511.808**
B 30 - Ø31 cm - **4511.807**



Adaptor ring kit
RS 40 - **4210.180**



PVC flex tubes 2-way outlet
B 18 - 2 x Ø23cm - **4515.557**
B 30 - 2 x Ø31cm - **4515.553**

NYLON flex tube with bag
B 18 - Ø31cm - 7.6m - **4515.360**
B 30 - Ø41cm - 7.6m - **4515.361**
RS 40 - Ø51cm - 7.6m - **4515.366**

Specifications	Units	B 18	B 30	RS 40
Heating power	kW	9/18	15/30	13/26/40
	Btu/h	30,700-61,400	51,200-102,400	44,360-136,500
	kcal/h	7,740-15,480	12,900-25,800	11,200-34,400
Air flow	m ³ /h	1,700	3,500	3,100
Power supply	V/Hz	400/3ph/50-60	400/3ph/50	380-400/3ph/50
Plug (male) from heater side		32A/5P	63A/5P	63A/5P
Rated current	A	26.0	43.5	58.0
Switch pos. 1		Off	Off	Fan
Switch pos. 2		Fan	Fan	13 kW
Switch pos. 3/4	kW	9/18	15/30	26/40
Thermostat control		Optional TH5	Optional TH5	On board
Temperature range	< 25	< 25	< 25	-5 - +35
Protection		IP24	IP24	IP20
Product size (l x w x h)	mm	700 x 490 x 530	1030 x 580 x 680	990 x 710 x 800
Box size (l x w x h)	mm	600 x 400 x 460	1050 x 600 x 820	870 x 630 x 770
Net/gross weight	kg	27/29.3	53/63	46/52
Pallet	pcs	16	1	6

Powerful Master heaters are often used to test air-conditioners.

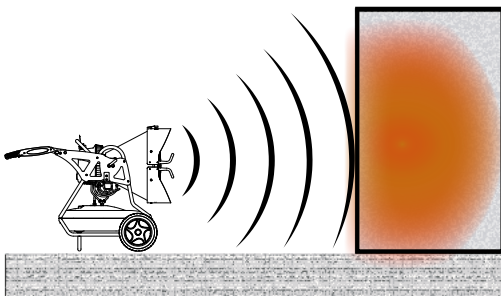


INFRARED HEATERS




Similar to the sun, short-wave infrared radiation heats the objects without heating the air. Once objects (or walls) are penetrated with heat, they can also reradiate and heat other objects. Infrared radiation heats through fog or wind. Infrared radiation travels straight, unlike hot air which rises. Infrared heaters are an excellent solution for:

- Heating objects, bodies or walls indoors and outdoors.
- Drying plaster walls. Infrared heat penetrates the wall and evaporates the humidity of the wall from inside. Unlike an air flow heater which creates a dry surface which traps humidity in the wall.
- Heating objects or limited indoor spaces. Unlike other methods where the hot air is quickly dispersed in the room.
- Saving energy, because less energy is required for achieving the same heating effect.

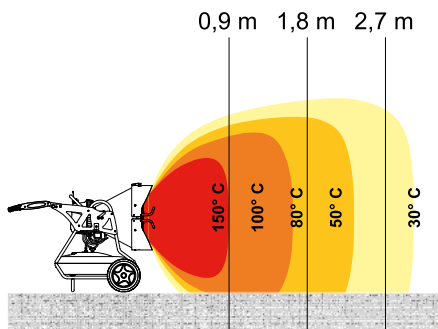


**INFRARED HEATERS
HEAT OBJECTS**

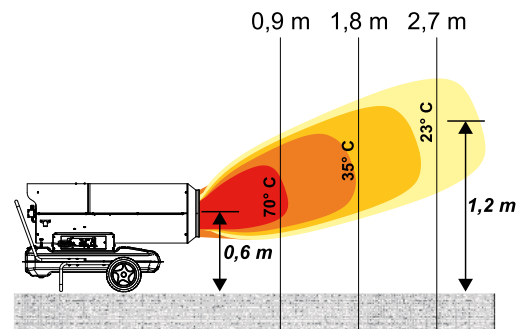


**AIR FLOW HEATERS
HEAT AIR (AND OBJECTS)**

SIDE VIEW

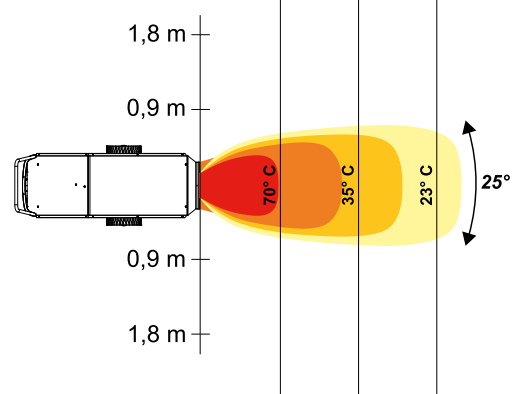
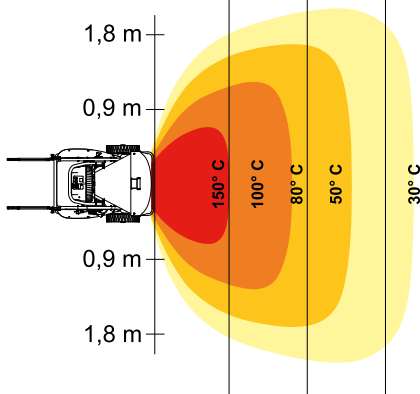


XL 9 or XL 91



AIR FLOW HEATER

TOP VIEW



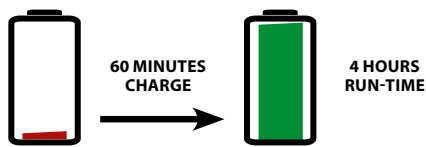
INFRARED OIL FIRED HEATERS HYBRID: 14V, 110V AND 220V DC 61



Ventilation of the room is necessary to prevent a deficiency of oxygen.



DC 61
PATENTED



Included in the box



Power cord



Master battery pack charger
- 4260.270



6Ah Master lithium battery pack: 4 hours run-time. More than 1000 recharges.
- 4260.268



- Can be plugged into the mains (110-240 V) or can be used cordless with lithium battery (14 V)
- 14 V only the highest electrical safety
- Equipped with Master Lithium Battery BAT6
- On board power adapter from 110 V to 220 V AC included
- Low noise
- Infrared heating (short wave)
- No air flow
- Electronic flame control with photocell
- Post-ventilation
- Standard oil level indicator
- ILME socket for remote thermostat: analogue or digital
- Suction filter and inlet filter
- Snorkel
- Overheat thermostat
- Anti-tilt switch

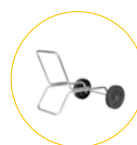
Optional accessories



Analogue thermostat TH5 with cable
3m - 4150.109
10m - 4150.112



Digital thermostat THD with cable
5m - 4150.133
10m - 4150.134




Trolley
4201.159



Consumables packs
DC 61 - 4519.016

Specifications	Units	DC 61	T Ambient 20°C	0.5m	1m	1.5m
Heating power	kW	17	DC 61	110°C	50°C	20°C
	Btu/h	58,000				
	kcal/h	14,600				
Fuel consumption	l/h	1.6				
Fuel autonomy	h	7				
Thermostat control		Analogue or digital				
Electric power	kW	0.2				
Power supply	V/Hz	110-240/1ph/50				
Rated current	A	1				
Tank capacity	l	11				
Product size (l x w x h)	mm	560 x 345 x 575				
Box size (l x w x h)	mm	680 x 380 x 580				
Net/gross weight	kg	19/21				
Pallet	pcs	12				



Hybrid means that you can use the battery and the power cable.

INFRARED OIL FIRED HEATERS WITH MASTER BURNER XL 61



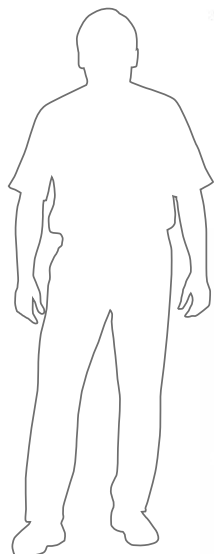
Ventilation of the room is necessary to prevent a deficiency of oxygen.




XL 61
PATENTED



DISPLAY AND SOCKET FOR
REMOTE THERMOSTAT



**XL 61 WITH
TROLLEY**



- Low noise
- Infrared heating (short wave)
- No air flow
- Electronic flame control with photocell
- Post-ventilation
- Standard oil level indicator
- ILME socket for remote thermostat: analogue or digital
- Suction filter and inlet filter
- Snorkel
- Overheat thermostat
- Anti-tilt switch

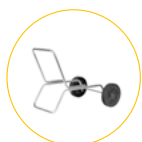
Optional accessories



**Analogue
thermostat
TH5 with cable**
3m - **4150.109**
10m - **4150.112**



**Digital
thermostat
THD with cable**
5m - **4150.133**
10m - **4150.134**



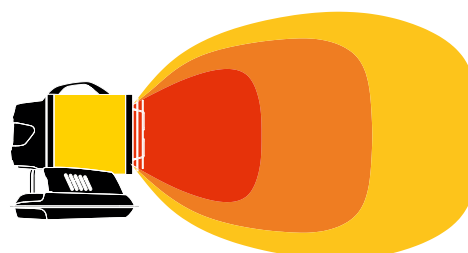
Trolley
4201.159



**Consumables
packs**
XL 61 - **4519.016**

Specifications	Units	XL 61
Heating power	kW	17
	Btu/h	58,000
	kcal/h	14,600
Fuel consumption	kg/h	1.35
Fuel autonomy	h	7
Thermostat control		Analogue or digital
Electric power	kW	0.2
Power supply	V/Hz	220-240/1ph/50
Rated current	A	0.85
Tank capacity	l	11
Product size (l x w x h)	mm	560 x 345 x 575
Box size (l x w x h)	mm	600 x 380 x 580
Net/gross weight	kg	19/21
Pallet	pcs	12
110V		Available

T Ambient 20°C	0.5m	1m	1.5m
XL 61	110°C	50°C	20°C



INFRARED OIL FIRED HEATERS WITH SEPARATE MASTER BURNER XL 9SR-XL 91



Ventilation of the room is necessary to prevent a deficiency of oxygen.



**XL 9 SR
GEAR DIESEL PUMP**
PATENTED



**XL 91
SOLENOID
DIESEL PUMP**
PATENTED



- Low noise
- Infrared heating (short wave)
- No air flow
- 2-step power
- Electronic flame control with photocell
- Post-ventilation
- Oil level indicator
- Oil pump filter, suction filter and inlet filter
- Snorkel (XL 91)
- Adjustable direction/tilting
- Trolley included

Optional accessories



Analogue thermostat TH5 with cable
3m - **4150.109**
10m - **4150.112**



Digital thermostat THD with cable
5m - **4150.133**
10m - **4150.134**
(for XL 91 only)



Fuel preheater
4033.049



Consumables packs
XL 91 - **4519.017**
XL 9SR (from 2019) - **4519.018**

Specifications	Units	XL 9SR		XL 91	
Heating power	kW	29	43	29	43
	Btu/h	99,300	146,900	99,300	146,900
	kcal/h	25,000	37,000	25,000	37,000
Fuel consumption	l/h	2.7	4.03	2.7	4.03
Fuel autonomy	h	21	14	21	14
Thermostat control		Analogue		Analogue or digital	
Electric power	kW	0.16		0.19	
Power supply	V/Hz	220-240/1ph/50		220-240/1ph/50	
Rated current	A	0.7		0.7	
Tank capacity	l	60		60	
Product size (l x w x h)	mm	1070 x 700 x 980		710 x 970 x 990	
Box size (l x w x h)	mm	1200 x 750 x 1130		1030 x 750 x 1190	
Net/gross weight	kg	69/85		69/85	
Pallet	pcs	1		1	
110V		Available		Available	

Infrared heating is five times more efficient than air heating.



INFRARED ELECTRIC HEATERS

TS 3A-HALL 1500-HALL 3000




TS 3A
LONG WAVE



HALL 1500
SHORT WAVE



HALL 3000
SHORT WAVE



- No noise
- Infrared heating
- No air flow
- Instant heat
- No oxygen consumption
- No fumes, no dust, no odours, no humidity
- 100% efficiency
- Life of the lamps: 5,000 hours
- Non-blinding golden lamps



Short wave heats the body like the sun and long wave heats the air like a radiator.

Optional accessories

T Ambient 20°C	0.5m	1m	1.5m	2m
TS 3	70°C	45°C	35°C	30°C
HALL 1500	70°C	45°C	35°C	28°C
HALL 3000	85°C	50°C	40°C	30°C

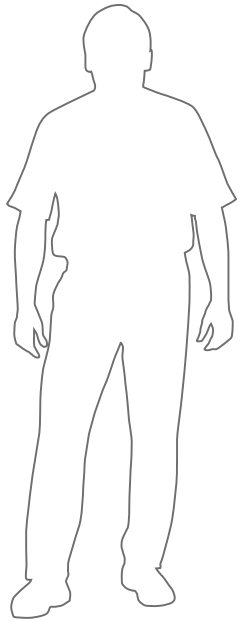


Stand for HALL 1500
4012.321

Specifications	Units	TS 3A	HALL 1500	HALL 3000
Heating power	kW	0.8-1.6-2.4	1.5	1.5/3.0
	Btu/h	2,700-5,500-8,200	5,100	5,100-10,200
	kcal/h	690-1,380-2,070	1,290	1,290-2,580
Infrared radiation		Long wave	Short wave	Short wave
Power supply	V/Hz	220-240/1ph/50	220-240/1ph/50	220-240/1ph/50
Rated current	A	10.5	6.5	13.0
Switch on/off		Yes	Yes	Yes
Insulating class		1	1	1
Lamp		Ceramic infrared	Gold	Gold
Lamp life	h	No limits	5000	5000
Approximate area	m ²	8	6	8
Cable		HØ7	HØ7	HØ7
Product size (l x w x h)	mm	398 x 413 x 495	735 x 650 x 1765	590 x 600 x 870
Box size (l x w x h)	mm	440 x 390 x 240	550 x 250 x 330	550 x 340 x 640
Net/gross weight	kg	7.6/8.2	4.8/5.7	12/13
Units per pallet	pcs	32	36	12

FIXED DIRECT GAS FIRED AIR HEATERS

CF 75 SPARK



CF 75 SPARK



- Designed for indoor and outdoor use
- Can be placed on the floor or hung from a ceiling
- Galvanised steel combustion chamber
- Reliable twin spark ignition
- Natural gas or LP gas burner
- High efficiency heat exchanger
- Overheat thermostat
- Closed motor to assure safety and dependability even in harsh environments
- Galvanised steel body

Included in the box



Diverter



LPG to NATURAL GAS kit

Optional accessories




Analogue thermostat TH5 with cable
3m - **4150.109**
10m - **4150.112**



Digital thermostat THD with cable
5m - **4150.133**
10m - **4150.134**



Kit for outdoors
Galvanised - **4015.164**

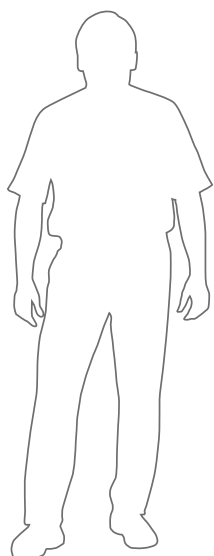


Brackets
Galvanised - **4230.120**

Specifications	Units	CF 75 SPARK
Heating power	kW	75
	Btu/h	255,900
	kcal/h	64,500
Air flow	m ³ /h	2,100
Thermostat control		Optional
Fuel consumption (LPG)	m ³ /h	2.3
Fuel consumption (natural gas)	m ³ /h	8.0
Electric power	kW	0.5
Power supply	V/Hz	220-240/1ph/50
Rated current	A	2.8
Product size (l x w x h)	mm	788 x 464 x 719
Box size (l x w x h)	mm	825 x 515 x 780
Net/gross weight	kg	57/61
Pallet	pcs	4

FIXED INDIRECT OIL FIRED AIR HEATERS

BF 35-BF 75



BF 35
BF 75



- Large built-in oil tank with filter
- Integrated burner with electronic flame control and photocell cut-off
- Fan limit thermostat with automatic reset
- Summer/winter switch for ventilation only
- Centrifugal fan
- Stainless steel combustion chamber
- Excellent heat insulation with detachable panels
- Wide inspection doors for easy cleaning
- Built in thermostat

Optional accessories



Stainless steel exhaust pipe 1m

Ø120mm - BF 35 - **4013.260**
Ø150mm - BF 75 - **4013.243**



Stainless steel exhaust elbow 90°

Ø120mm - BF 35 - **4013.261**
Ø150mm - BF 75 - **4013.247**



Stainless steel chimney pot

Ø120mm - BF 35 - **4013.262**
Ø150mm - BF 75 - **4013.249**

Specifications	Units	BF 35	BF 75
Heating power	kW	29.1	60.1
	Btu/h	99,300	205,070
	kcal/h	25,050	51,680
Air flow	m ³ /h	2,800	5,300
Fuel		Oil	Oil
Fuel consumption	l/h	2.8	5.9
Electric power	kW	0.245	0.560
Power supply	V/Hz	230/1ph/50	230/1ph/50
Flue tube	Ømm	120	150
Product size (l x w x h)	mm	1050 x 460 x 1600	1220 x 540 x 1700
Product size (l x w x h)	mm	1050 x 460 x 1600	1220 x 540 x 1700
Box size (l x w x h)	mm	1140 x 480 x 1730	1300 x 780 x 2130
Net weight	kg	132	173

HEATING SOLUTIONS FOR:


- AGRICULTURE
- CONSTRUCTION
- EVENTS
- WORKSHOPS & GARAGES
- INDUSTRY & WAREHOUSES




AGRICULTURE



CONSTRUCTION



EVENTS



WORKSHOPS & GARAGES



INDUSTRY & WAREHOUSES

HOW TO CHOOSE YOUR HEATER



ΔT 30°C

INFRARED HEATING

SUGGESTED HEATED AREA



Oil Electric

kW			m ²
1.5 kW	-	HALL 1500	4
2.4 kW	-	TS 3A	6
3.3 kW	-	HALL 3000	8
20 kW	XL 61	-	16
43 kW	XL 91	-	25

This chart will help you choose the best heater for your needs. The selection can be made in two ways: you can either refer to the power required (kW column) and choose the relevant heaters, or refer to the room dimension (m² column) and choose the correct heater according to the level of insulation.

This calculation is intended for a temperature increase of 30°C for lower or higher increases, the result will change in proportion. Example: for a temperature increase of 10°C, only a third of the power indicated in the chart is required.

- K=0.5** Well insulated buildings (houses and offices)
- K=1.5** Moderately insulated buildings (garages)
- K=2.5** Poorly insulated buildings (old houses and cellars)
- K=3.5** Not insulated buildings (wood or corrugated metal buildings, greenhouses)

For a more accurate calculation, you can refer to the following formula:

$$V \times \Delta T \times K / 860 = kW$$

- V** is the volume to be heated in m³
- ΔT** is the difference between the existing and desired temperature in °C
- K** is the dispersion coefficient (from 0.5 to 3.5)

- 1 kW = 860 kcal/h**
- 1 kcal/h = 3.97 Btu/h**
- 1 kW = 3412 Btu/h**
- 1 Btu/h = 0.252 kcal/h**

AIR FLOW HEATING

SUGGESTED HEATED VOLUME



Electric Gas Direct Oil Indirect Oil

kW									
kW						m ³	m ³	m ³	m ³
2 kW	B 2	-	-	-		82	38	23	16
3.3 kW	B 3 TR 3	-	-	-		135	63	38	27
5 kW	B 5	-	-	-		205	96	57	41
9 kW	B 9 TR 9	-	-	-		369	172	103	74
10 kW	-	-	B 35	-		410	191	115	82
15 kW	B 15	-	-	-		614	287	172	123
16 kW	-	BLP 17	-	-		655	306	183	131
18 kW	B 18	-	-	-		737	344	206	147
20 kW	-	-	B 70	BV 77		819	382	229	164
22 kW	B 22	-	-	-		901	420	252	180
29 kW	-	-	B 100	-		1188	554	333	238
30 kW	B 30	-	-	-		1229	573	344	246
33 kW	-	BLP 33	-	BV 110 BF 35		1351	631	378	270
40 kW	RS 40	-	-	-		2393	764	458	327
44 kW	-	-	B 150	-		1802	841	505	360
47 kW	-	-	-	BV 170		1925	898	539	385
48 kW	-	-	B 180	-		1966	917	550	393
53 kW	-	BLP 53	-	-		2170	1013	608	434
65 kW	-	-	B 230	-		2662	1242	745	532
73 kW	-	BLP 73	-	BF 75		2990	1395	837	598
81 kW	-	-	-	BV 290		3317	1548	929	663
90 kW	-	-	B 300	-		5160	1720	1032	737
103 kW	-	BLP 103	-	-		4218	1968	1181	844
111 kW	-	-	B 360	BV 400		4546	2121	1273	909
134 kW	-	-	-	BV 471 BV 500		5488	2561	1537	1098
220 kW	-	-	-	BV 691		9010	4204	2523	1802

REMOTE CLIMATE CONTROL INTELLIGENT MONITORING



IMC (GSM UNIT)



IMS (SENSOR)



IMR (ON/OFF UNIT)



- Mobile cloud-based system (GSM) transmitting temperature, humidity data and power consumption from sites to a web dashboard
- Documents the process through data and graphs in real-time showing temperature, humidity, saturated vapour pressure, dew point, water content, kW, kWh
- Reduce the need for control inspections to a minimum
- Remote on/off of equipment using power
- High accuracy sensors +/- 1.8%
- MID approved IMR
- Alarms programmable on sensor level and email notification if thresholds are exceeded
- Archive of former cases

Installation

- Ready to use and easy installation in minutes using Android and IOS App
- Multiple temperature and humidity sensors on each system

Cloud technology

- Humidity and temperature data etc. presented in dashboard
- Access from any location from any platform
- Remote programming of each installation
- Designed for scalability
- Reduces the need for control visits on sites
- Usable in monitoring of temperature and humidity in building construction

Specifications	Units	IMC (GSM unit)
Capacity		Up to 32 sensors per system
Power	V	230
Product size (l x w x h)	mm	170 x 160 x 90
Transmitting		GSM signal present

Specifications	Units	IMS (sensor)
Power		3 pcs alkaline AAA
Transmitting	mhz	Wireless 433
Size sensor (l x w x h)	mm	85 x 65 x 65
Size probe (l x Ø)		40 x 14
Accuracy probe	%RH	+/- 1.8 with long term stability
Temperature range probe	°C	-40 - +90
Humidity range probe	%RH	0-100 (not in water)
IMR	A	max. 16 Amp

REMOTE CLIMATE CONTROL INTELLIGENT MONITORING



Using GSM technology, the innovative IMCS system enables you to monitor heaters and dehumidifiers from a distance.

That way, you can control the climate in a room remotely.

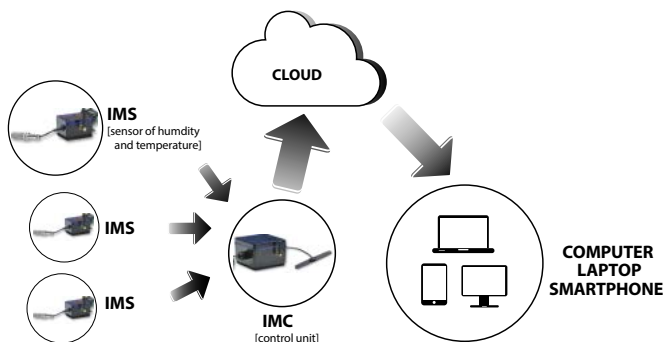
Features and benefits:

MONITORING: IMCS monitors the function of dehumidifiers or heaters installed in a room or in materials

RECORDING: IMCS records the level of humidity or temperature in the room, thereby securely documenting the job done

REDUCING COSTS: IMCS reduces operating costs because there is no need to visit the site and, once the desired level of humidity or temperature is achieved, the equipment can be stopped remotely.

How IMCS works



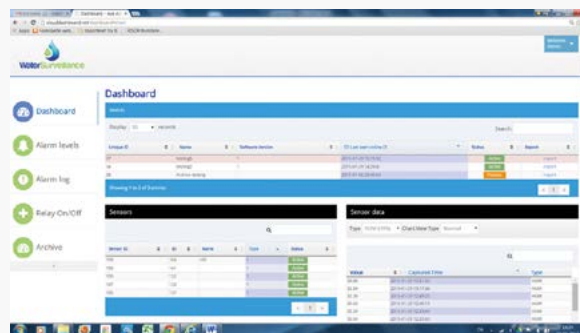
The **IMS** SENSORS measure the temperature and the humidity in the room and send the information to the **IMC**, the GSM COMMUNICATION UNIT.

The **IMC** sends the information to the Cloud.



With the computer or a tablet you can access to the cloud and read the following information in a **DASHBOARD**:

- Temperature
- Humidity
- Running time
- Energy consumption



Remote climate **DASHBOARD**

IMCS components:

- Administration of any number of damage cases
- Geographical position available and route making
- QR codes to scan IMC and get information or scan more sensors
- Alarm administration and alarm receivers
- Turn dehumidifiers and heaters on/off
- All data in real time

Components

IMCS consists of:

IMS: The wireless climate sensor IMS measures temperature and humidity in the room and communicates with the IMC unit.

IMC: This unit collects the data from several IMS units (up to 32 sensors) and sends data via GSM to the cloud.

IMR: This can be connected between the power plug and the heater or dehumidifier to make it possible to turn on/off the heater or dehumidifier dehumidifier remotely or automatically.



DRYING

WHY CHOOSE MASTER DEHUMIDIFIERS?



SAVE MONEY

The dehumidification process is much more efficient and cheaper than traditional methods, where you need to heat and ventilate the room.



USE THE SAME DEHUMIDIFIER IN DIFFERENT PLACES

Master dehumidifiers are portable.



A HEALTHY ENVIRONMENT

Master dehumidifiers prevent mould and bacteria development.




SAVE TIME

Master dehumidifiers speed up renovation and construction work.



REDUCE INVESTMENT COSTS

You can choose the capacity you need.



CHOOSE THE BEST SOLUTION

The Master dehumidifier product range is designed to cater for many different applications such as industry, construction and also office or residential.



REDUCE OPERATING COSTS

Master dehumidifiers are energy saving.



PROTECT THE ENVIRONMENT

Master dehumidifiers use eco-friendly refrigerants.



PROTECT YOUR PROPERTY








Master dehumidifiers prevent damage caused by moisture in buildings and keep goods that are stored inside dry.




3 YEAR WARRANTY

Master offers a 3-year warranty on all products. Who else can say that? Read the warranty terms online.















INDEX

Product	Name	Description	Power Range	Applications	Page
	PROFESSIONAL CONDENSATION DEHUMIDIFIERS - ROTOMOULDED	Mobile machines that are used in all types of rooms. The use of this type of condensation dehumidifiers will speed up finishing and redecoration works.	45-56L/24h	<ul style="list-style-type: none"> ● Agriculture ● Public spaces ● House ● Restoration works ● Rental 	52-53
	PROFESSIONAL CONDENSATION DEHUMIDIFIERS	Highly efficient machines designated to operate in harsh work conditions. Ideal for industry and construction.	21-100L/24	<ul style="list-style-type: none"> ● Agriculture ● Construction ● Industry ● Warehouse ● Restoration works ● Rental 	54-56
	PROFESSIONAL CONDENSATION DEHUMIDIFIERS - INDUSTRIAL	Condensation dehumidifiers with a large air flow for fast and effective dehumidification. Supplied with a powerful and quiet centrifugal fan, big air filter and three phase compressor secured by phase protection. The best for industry.	166L/24h	<ul style="list-style-type: none"> ● Agriculture ● Construction ● Industry ● Warehouse ● Meat Processing ● Food Processing 	57
	CONDENSATION DEHUMIDIFIERS - HOUSE - WORKPLACE - HOTELS	For removing humidity from rooms, prevents mould and bacteria development. An active filter prevents unpleasant odours. Air dehumidifiers are widely used in apartments, garages, cellars, libraries, drying rooms, bathrooms, and others.	20-130L/24h	<ul style="list-style-type: none"> ● Agriculture ● Public spaces ● House ● Restoration works ● Hotels ● Ski resorts 	58-59
	ADSORPTION DEHUMIDIFIERS - INDUSTRIAL	A dehumidifier which operates without refrigerant. It has a nearly consistent rate of water extraction at all temperatures and is more efficient than compressor-based dehumidifiers when used at temperatures down to -10°C.	18.75L/24h	<ul style="list-style-type: none"> ● Agriculture ● Industry ● Restoration works ● Public spaces 	60
	CHART	How to choose your dehumidifier.			61
	REMOTE CLIMATE CONTROL	An innovative system for the remote control of the climate using GSM. It monitors the function of heaters or dehumidifiers installed in a room.			46-47

SOLUTIONS FOR: CONSTRUCTION, PRODUCTION AND LOGISTICS, AGRICULTURE

APPLICATION	 Condensation, metal casing	 Condensation, rotomoulded	 Condensation, high output	 Home & office	 Adsorptive desiccant
CONSTRUCTION <ul style="list-style-type: none"> <li data-bbox="103 705 502 817">  MOISTURE REMOVAL IN NEW HOUSES <li data-bbox="103 840 502 952">  DRYING DURING CONSTRUCTION <li data-bbox="103 974 502 1086">  WATER REMOVAL AFTER PAINTING 	●	●			
PRODUCTION & LOGISTIC <ul style="list-style-type: none"> <li data-bbox="103 1187 502 1299">  PREVENTING MOULD GROWTH IN WAREHOUSES <li data-bbox="103 1321 502 1433">  MAINTAINING HUMIDITY LEVELS DURING TECHNOLOGICAL PROCESSES <li data-bbox="103 1456 502 1568">  PREVENTING CONDENSATION AND CORROSION 	●	●	●		●
AGRICULTURE <ul style="list-style-type: none"> <li data-bbox="103 1668 502 1780">  DRYING LIVESTOCK FACILITIES AFTER CLEANING <li data-bbox="103 1803 502 1915">  STORAGE FACILITIES DESICCATION <li data-bbox="103 1937 502 2049">  DRYING MEAT 	●	●	●		●

SOLUTIONS FOR: RESTORATION WORKS, PUBLIC SPACES, HOUSES

APPLICATION	 Condensation, metal casing	 Condensation, rotomoulded	 Condensation, high output	 Home & office	 Adsorptive desiccant
RESTORATION WORKS					
 WATER DAMAGE RESTORATION	●	●	●		
 DRYING FLOODED PREMISES	●	●	●		
 DRYING AFTER FIRE FIGHTING INTERVENTION	●	●	●		
PUBLIC SPACES					
 DRYING SHOPS, OFFICES		●		●	
 LOWERING HUMIDITY IN CLOAKROOMS, SKI RESORTS		●		●	●
 MAINTAINING HUMIDITY LEVELS IN LIBRARIES, MUSEUMS, ARCHIVES		●		●	●
 PROTECTING ELECTRONIC EQUIPMENT FROM HUMIDITY		●		●	●
HOUSES					
 DRYING GARAGES, CELLARS		●		●	●
 DRYING IN LAUNDRIES		●		●	●

DHP 65



DHP 65
PATENTED



Stackable



Easy to open for cleaning



- Easy to open for cleaning
- Can be cleaned with water jet
- Stackable
- Possibility of having the on board water pump and the on board water tank at the same time
- On-board humidistat
- Room humidistat socket
- Heavy-duty, rotomoulded casing
- High efficiency
- Hour counter
- Large water tank with automatic shut-off when full
- Possibility of continuous operation (24 h/day)

Optional accessories



Digital control panel



Water pump
Forcing height 4m
4512.441

Specifications	Units	DHP 65
Capacity (30°C/80% RH)	l/24h	56
Capacity (20°C/60% RH)	l/24h	22
For rooms of approx.	m ³	840
For restoration after flooding	m ³	336
Refrigerant	-	R1234YF
Air flow For rooms of approx.	m ³ /h	500
Operating temperature range	°C	3-45
Operating humidity range	%	30-70
Power consumption	W	780
Power supply	V/Hz	220-240/1ph/50
Sound level	dB(A)	53
Tank capacity	l	10.5
Product size (l x w x h)	mm	570 x 530 x 700
Box size (l x w x h)	mm	730 x 580 x 840
Net/gross weight	kg	45/50
Pallet	pcs	4
Dual voltage		Available

DHP 55



DHP 55
PATENTED



- Water pump on board
- Digital humidity sensor
- Digital control panel with hour counter
- Stackable
- Easy to open and easy to clean
- 3 meters drainage water hose on board, easily fitted with Velcro strap
- 3 meters power cord
- Large rubber wheels for easy and safe move
- Optional 5 litres water tank

DRYING



Stackable



Easy to open for cleaning

Rotomoulded technology is often used to make sturdy products such as kayaks and playground equipment.



Optional accessories



Water tank 5l
4250.320

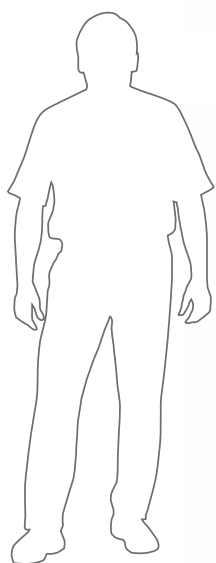
Specifications	Units	DHP 55
Capacity (30°C/80% RH)	l/24h	45,9
Air flow	m ³ /h	400
Operating temperature range	°C	5-35
Operating humidity range	%	20-90
Power consumption	W	790
Power supply	V/Hz	220-240/1ph/50
Refrigerant	-	R290
Sound level	dB(A)	56
Pressure head of the pump	m	3
Product size (l x w x h)	mm	600 x 450 x 880
Box size (l x w x h)	mm	700 x 560 x 860
Net/gross weight	kg	47/52
Pallet	pcs	4
Dual voltage		Available

PROFESSIONAL CONDENSATION DEHUMIDIFIERS

DH 26-DH 44-DH 62-DH 92



DH 26



**DH 44
DH 62
DH 92**



- Long-lasting steel casing
- High efficiency
- Hour counter
- Large water tank with automatic shut-off when full
- Possibility to connect a hose to remove condensed water
- Tank full indicator
- Air filter
- Automatic fast defrosting by hot gases
- Restarts automatically after a power failure
- Large wheels and handle
- Built-in hygostat


Optional accessories



Water pump
Forcing height 4m
4512.441



Wide spaces
between
evaporator tubes
prevent clogging



Compact foam
air filter enables
work in very
dusty spaces



Digital control
panel

Specifications	Units	DH 26	DH 44	DH 62	DH 92
Capacity (30°C/80% RH)	l/24h	28	41	52	80
Capacity (20°C/60% RH)	l/24h	12	17	20	32
For rooms of approx.	m ³	405	615	780	1200
For restoration after flooding	m ³	162	246	312	480
Air flow	m ³ /h	350	480	480	1,000
Operating temperature range	°C	1-42	1-42	1-42	1-42
Operating humidity range	%	30-70	30-70	30-70	30-70
Refrigerent		R1234YF	R1234YF	R1234YF	R1234YF
Power consumption	W	520	610	860	1.200
Power supply	V/Hz	220-240/1ph/50	220-240/1ph/50	220-240/1ph/50	220-240/1ph/50
Sound level	dB(A)	46	53	53	50
Tank capacity	l	8	12	12	12
Product size (l x w x h)	mm	450 x 470 x 890	600 x 580 x 850	600 x 580 x 850	580 x 600 x 1035
Box size (l x w x h)	mm	430 x 400 x 730	590 x 580 x 830	590 x 580 x 850	590 x 580 x 1020
Net/gross weight	kg	30/33	43/47	47/51	66/70
Pallet	pcs	8	4	4	2
Dual voltage		No	Available	Available	No

PROFESSIONAL CONDENSATION DEHUMIDIFIERS

DH 732-DH 721



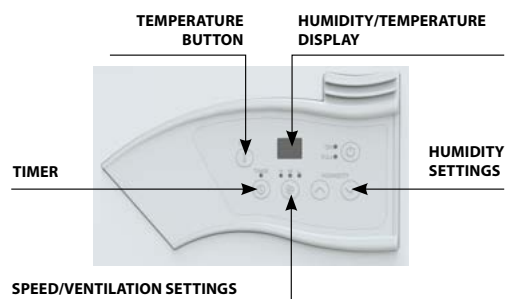
DH 732



DH 721



- Digital control
- High efficiency
- Durable casing
- Simple operation
- Built-in hygrostat
- Continuous operation possible (DH 721)
- Water tank with automatic shut-off when full
- Possibility to connect a hose to remove condensed water
- Air filter
- DH 732 are stackable



Specifications	Units	DH 721	DH 732
Capacity (30°C/80% RH)	l/24h	21	30
Capacity (20°C/60% RH)	l/24h	7	10.8
For rooms of approx.	m ³	390	450
For restoration after flood	m ³	156	180
Refrigerant	-	R290	R290
Air flow	m ³ /h	240	160
Operating temperature range	°C	5-35	5-32
Operating humidity range	%	35-90	35-90
Power consumption	W	490	680
Power supply	V/Hz	220-240/1ph/50	220-240/1ph/50
Sound level	dB(A)	42	42
Tank capacity	l	4.7	6.5
Product size (l x w x h)	mm	335 x 305 x 580	358 x 338 x 550
Box size (l x w x h)	mm	380 x 350 x 640	402 x 387 x 592
Net/gross weight	kg	19/21	19.5/21
Pallet	pcs	18	18

PROFESSIONAL CONDENSATION DEHUMIDIFIERS

DH 752-DH 792



- Automatic fast defrosting using hot gases
- High efficiency
- Durable casing
- Simple operation
- Built-in hygostat
- Continuous operation possible (24 h/day)
- Water tank with automatic shut-off when full
- Possibility to connect a hose to remove condensed water
- Hour counter
- Air filter

Optional accessories



Water pump for DH 752 and DH 792
Max. forcing height - 4m
4512.442



Condensation dehumidifiers condense the water from the air using a cold surface.

Specifications	Units	DH 752	DH 792
Capacity (30°C/80% RH)	l/24h	47.2	100
Capacity (20°C/60% RH)	l/24h	20.3	44.6
For rooms of approx.	m ³	701	1500
For restoration after flood	m ³	280	600
Refrigerant	-	R290	R454C
Air flow	m ³ /h	350	1,000
Operating temperature range	°C	5-35	5-32
Operating humidity range	%	20-90	35-90
Power consumption	W	900	1,840
Power supply	V/Hz	220-240/1ph/50	220-240/1ph/50
Sound level	dB(A)	52	69
Compressor		Rotary	Rotary
Tank capacity	l	5.7	15
Product size (l x w x h)	mm	580 x 422 x 820	620 x 540 x 1095
Box size (l x w x h)	mm	610 x 405 x 660	730 x 526 x 1150
Net/gross weight	kg	30/36	64/70
Pallet	pcs	12	2


DH 7160



DH 7160



Wheel foot brakes



Folding handles



Air filter



- Large air flow for fast and effective dehumidification
- Robust metal frame and housing
- Folding handles and wheels
- Wheel foot brakes
- Powerful and quiet centrifugal fan
- Continuous removal of condensed water (no tank)
- Big air filter easy to access
- Three phase compressor secured by phase protection
- Automatic defrosting

Electronic control panel:

- Can be set for continuous operation or controlled by built-in electronic humidistat
- Memory settings possible

Optional accessories



Extension cord

DH 7160 - 16A, 5m - **4511.031**
 DH 7160 - 16A, 10m - **4511.032**

Master dehumidifiers can be used to dry meat.



Specifications	Units	DH 7160
Capacity (30°C/80% RH)	l/24h	166
Capacity (20°C/60% RH)	l/24h	57.6
For rooms of approx.	m ³	2490
For restoration after flood	m ³	996
Air flow	m ³ /h	1,700
Operating temperature range	°C	5-32
Operating humidity range	%	30-90
Refrigerant		R407C
Power consumption	W	2820
Power supply	V/Hz	380-400/3ph/50
Sound level	dB(A)	70
Compressor		Rotary
Product size (l x w x h)	mm	582 x 410 x 1624
Box size (l x w x h)	mm	640 x 465 x 1700
Net/gross weight	kg	102/110
Pallet	pcs	1

CONDENSATION DEHUMIDIFIERS DH 720




DH 720



- Attractive design
- Compact plastic casing
- Light and easy to transport
- Quiet operation
- Simple controls
- Built-in hygostat
- Tank full indicator
- Electronic panel control

ELECTRONIC CONTROL PANEL DH 720



Specifications	Units	DH 720
Capacity (30°C/80% RH)	l/24h	20
Capacity (20°C/60% RH)	l/24h	6.7
For rooms of approx.	m ³	50
Refrigerant	-	R290
Air flow	m ³ /h	150
Operating temperature range	°C	5-32
Operating humidity range	%	35-95
Power consumption	W	390
Power supply	V/Hz	220-240/1ph/50
Sound level	dB(A)	48
Tank capacity	l	5
Product size (l x w x h)	mm	410 x 210 x 550
Box size (l x w x h)	mm	460 x 260 x 580
Net/gross weight	kg	11/12
Pallet	pcs	27

ACD 137



ACD 137
Patent pending



- High capacity dehumidifying DRY AIR: 130 l/day water collection with just 1.98 kW electrical supply
- Ducting connections
- Powerful and quiet fans
- Compact and lightweight
- Easy to install
- Heavy-duty casters
- Ideal for emergency and temporary solutions – quick deployment for tents and mobile hospitals
- Portable dehumidifier for a wide range of applications like workshops, data centres, offices, retail
- High capacity air-conditioning COLD AIR: 24,000 BTU/h (equal to 7.1 kW with just 1.98 kW electrical supply)

Included in the box



Twin adjustable hoses



Fix connector for flex tube

Optional accessories



Flex tube for cold air
Ø31cm, 3m length in PVC – 4515.572



Flex tube for cold air
Ø31cm, 3m length, insulated – 4515.370



Thermostat TAC for cooling - 4250.318



Air inlet plenum
Ø30cm – 4250.319



Flex tube for cold air
Ø31cm, 7.5m length in nylon – 4515.360

Specifications	Units	ACD 137 Dryer Mode
Drying capacity (30°C/80% RH)	l/24	130
Air flow	m ³ /h	1,020/800
Operating temperature range	°C	10-42
Nominal power supply (28°C/55%)	W	1980
Nominal current (28°C/55%)	A	10
Power supply	V/Hz	220-240/1ph/50
Max. current	A	14
Sound level	dB(A)	55
Refrigerant		R1234YF A2L
Hot air outlet	mm	400
Cold air outlet (standard)	mm	2 x 135
Cold air outlet (accessory)	mm	300
Product size (l x w x h) with handle	mm	790 x 620 x 1326
Box size (l x w x h)	mm	580 x 700 x 1500
Weight	kg	98

ADSORPTION DEHUMIDIFIERS

ASE 200-ASE 300-ASE 400



ASE 200



ASE 300



ASE 400



- Operation temperature range: -10 to +35°C
- No gas, no compressor
- Casing made of stainless steel and powder coated sheet steel
- High-performance ECODRY G3-rotor for maximum water absorption
- One common fan for process and regeneration air
- Comfortable handle for easy transport -
- The rotor unit is easy to remove for cleaning purposes
- Energy-efficient radial fan
- Dynamic, safe and self-regulating PTC heating element
- Built-in hygrostat (ASE 200, ASE 300)
- Hour counter
- Stackable whilst in operation

Optional accessories



**Regeneration air outlet
Thermaflex hose 80mm**
ASE 200, ASE 400
6000-0004
Thermaflex hose 100mm
ASE 300
6000-0000
Thermaflex hose 125mm
ASE 400
6000-0012



**Dry air outlet
Superflextract hose
50mm**
ASE 200, ASE 300
6000-0003



Spare filter
ASE 200 - **5107-0005**
ASE 300 - **5107-0011**
ASE 400 - **5107-0073**

Specifications	Units	ASE 200	ASE 300	ASE 400
Capacity (20°C/60% RH)	kg/24h	18.75	25.7	36
Air volume – dry air/regeneration air	m ³ /h	210/110	300/110	480/185
Ext. pressure – dry air	Pa/m ³ /h	210/150	300/150	100/465, 150/406, 200/350
Ext. pressure – regeneration air	Pa/m ³ /h	110/50	110/50	100/172, 150/155, 200/128
Operating temperature range	°C	-10 - +35	-10 - +35	-10 - +35
Operating humidity range	%	10-95	10-95	10-95
Nominal power consumption	W	694	1040	1890
Power supply	V/Hz	230/1ph/50	230/1ph/50	230/1ph/50
Sound level	dB(A)	48	57	60
Duct sizes:				
Dry air outlet	Ømm	1 x 80 or 2 x 50	1 x 100 or 2 x 50	1 x 125
Regeneration air outlet	Ømm	80	80	80
Product size (h x w x d)	mm	285 x 290 x 395	370 x 335 x 430	510 x 395 x 560
Box size (h x w x d)	mm	330 x 340 x 430	410 x 390 x 490	490 x 430 x 630
Net/gross weight	kg	14/16	18/20	25/28.5
Pallet	pcs	20	16	8

HOW TO CHOOSE YOUR DEHUMIDIFIER



Dehumidifiers can be used in a wide variety of applications, but finding the right type and size is crucial. The below guidelines and calculator tools will help you do just that.

APPLICATION	THE REQUIRED CAPACITY OF THE DEHUMIDIFIER (l/24h) IS EQUAL TO:
BASEMENT	The volume of the room divided by 15 in standard conditions
RESTORATION AFTER FLOODING	The volume of the room divided by 6 in standard conditions
WAREHOUSE WITH FOOD: CHEESE, FRUIT...	The volume of the room divided by 10 plus the loss of water from the food
SWIMMING POOL OR JACUZZI	The volume of the room divided by 10 plus 0.4 litres of water per m ² of the swimming pool per day
MULTIPLE OCCUPANCY ROOM	The volume of the room divided by 15 plus 4.4 litres of water per person per 24h
ROOM WITH LARGE ANIMALS	The volume of the room divided by 15 plus 6 litres of water per large animal per 24h



Example **BASEMENT**

Volume of the room **V = 650m³**
Recommended dehumidifier's capacity: $650:15 = 41 \text{ l/24h}$
 You can choose: DH 752 or DH 44



Example **RESTORATION AFTER FLOODING**

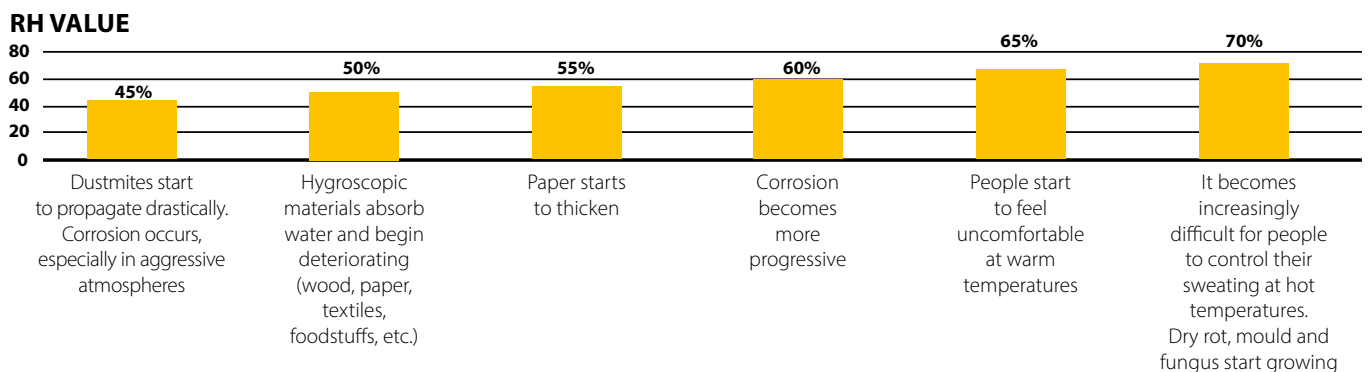
Volume of the room **V = 150m³**
Recommended dehumidifier's capacity: $150:6 = 25 \text{ l/24h}$
 You can choose: DH 732 or DH 26



Example **MULTIPLE OCCUPANCY ROOM**

Volume of the room **V = 600m³**
People = 25
 Recommended dehumidifier's **capacity** with closed windows: $600:15 + 4.4*25 = 150 \text{ l/24h}$
 You can choose:
 2 units of DH 92, 2 units of DH 792 or 1 unit DH 7160
 By ensuring suitable ventilation with the outside, you can reduce the number of dehumidifiers required

A list of limit RH values





COOLING

WHY CHOOSE MASTER EVAPORATIVE COOLERS?



PRODUCTIVITY

The hotter it gets, the higher the effect will be on the productivity and accuracy of your employees. Using our practical Master evaporative coolers guarantees an improvement in productivity in hot working environments.



SAFE FOR YOUR HEALTH

Many workers are subjected to excessive heat risks. Using Master evaporative coolers reduces the temperature between 4 and 12 degrees and creates a safe working environment.



USE THE SAME COOLER IN DIFFERENT PLACES

Master portable air coolers are easy to move around to where cooling is required.



EASY INSTALLATION

Master air coolers are installation-free - no prior knowledge or special training required to install.



CHOOSE THE BEST SOLUTION

Master evaporative coolers are designed to cater for many different applications such as industry, construction, retail, offices or residential.



RESPECT THE ENVIRONMENT

Master evaporative coolers are free from chemicals and environment-friendly.



INVESTMENT IN COOLING

The coolers are maintenance-friendly and energy-efficient, making them a very economical solution.



ANTI-VIRUS AND BACTERIA






To counter the spread of virus and bacteria, Master evaporative coolers are fitted with UV lamps. They also eliminate any risk of Legionella.



3 YEAR WARRANTY














Master offers a 3-year warranty on all products. Who else can say that? Read the warranty terms online.

INDEX

Product	Name	Description	Power Range	Applications	Page
	PORTABLE EVAPORATIVE COOLERS	Master evaporative coolers cool the air using a simple natural process: the evaporating water decreases the temperature of the air. A pump takes the water from a tank and dampens a large pad made of natural cellulose. A powerful ventilator aspirates air through the filter. The water evaporates from the filter and decreases the temperature of the air by several degrees. The fresh and clean air flows into the room and cools it down.	up to 30,000 m³/h	<ul style="list-style-type: none"> ● Agriculture ● Construction ● Industry ● Warehouse ● Restaurants ● Rental 	68-72
	STATIONARY EVAPORATIVE COOLERS	An energy saving and environmentally friendly evaporative coolers for climate control of large facilities. It creates a comfortable indoor climate with an optimal combination of temperature and humidity.	up to 50,000 m³/h	<ul style="list-style-type: none"> ● Agriculture ● Industry ● Warehouse ● Restaurants 	73-74
	MOBILE AIR-CONDITIONERS	An innovative new product that allows multiple usage of being an air-conditioner to cool and a dehumidifier. This durable and portable unit is ideal for emergency and temporary cooling and drying solutions including tents, mobile hospitals, work spaces and retail premises.	up to 1,020 m³/h	<ul style="list-style-type: none"> ● Industry ● Public spaces ● Emergency ● Events 	76-77
	CHART	How to choose your air cooler.			78
	REMOTE CONTROL SYSTEM	The innovative system for the remote control of the climate using GSM. It monitors the function of BCM coolers.			75














SOLUTIONS FOR:

CONSTRUCTION, PRODUCTION AND LOGISTICS, RESTAURANTS, RETAIL AND HOMES

APPLICATION	 CCX 4.0	 BC 80	 BC 121, BC 221, BC 341, BCB 19	 ACD 137	 BCM
CONSTRUCTION  COOLING CONSTRUCTION SITES  COOLING WORKERS			●		
INDUSTRY & WAREHOUSES  SPACE COOLING  SPOT COOLING			●		●
WORKSHOPS & GARAGES  SPACE COOLING  SPOT COOLING	●	●			
RESTAURANTS, RETAIL, OFFICES  SPACE COOLING  SPOT COOLING	●	●	●		●

SOLUTIONS FOR:

AGRICULTURE, PUBLIC SPACES, EVENTS, MILITARY AND RENTAL

APPLICATION					
	CCX 4.0	BC 80	BC 121, BC 221, BC 341, BCB 19	ACD 137	BCM
AGRICULTURE					
 COOLING LIVESTOCK FACILITIES		●	●		
 COOLING GREENHOUSES		●	●		
EVENTS & MILITARY					
 OUTDOOR COOLING	●	●	●		
 TENT COOLING	●	●	●	●	
RENTAL					
 SPACE COOLING	●	●	●		
 SPOT COOLING	●	●	●	●	
EMERGENCY & PUBLIC SPACES					
 SPACE COOLING	●	●	●		
 SPOT COOLING	●	●	●	●	

COOLING ❄️

MASTER

EVAPORATIVE COOLERS

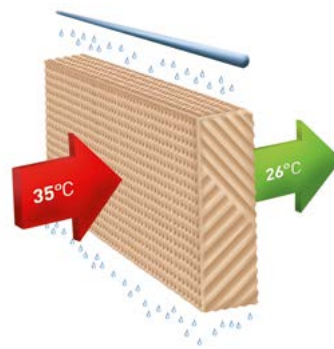
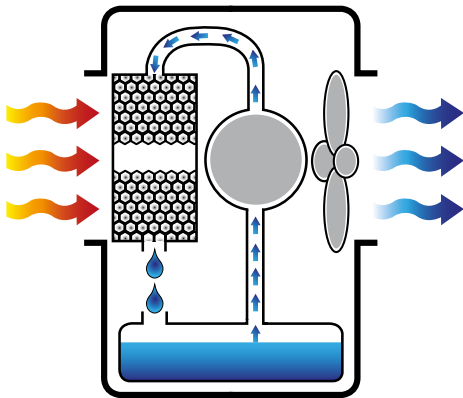
HOW DOES IT WORK?

The heart of the evaporative cooling system is the cooling pad where the water evaporates and the air passing through the pads is cooled.

Evaporative cooling pads are manufactured from fluted cellulose sheets that are glued together. The material is chemically impregnated with special compounds to prevent rot and ensure a long service life and easy maintenance.

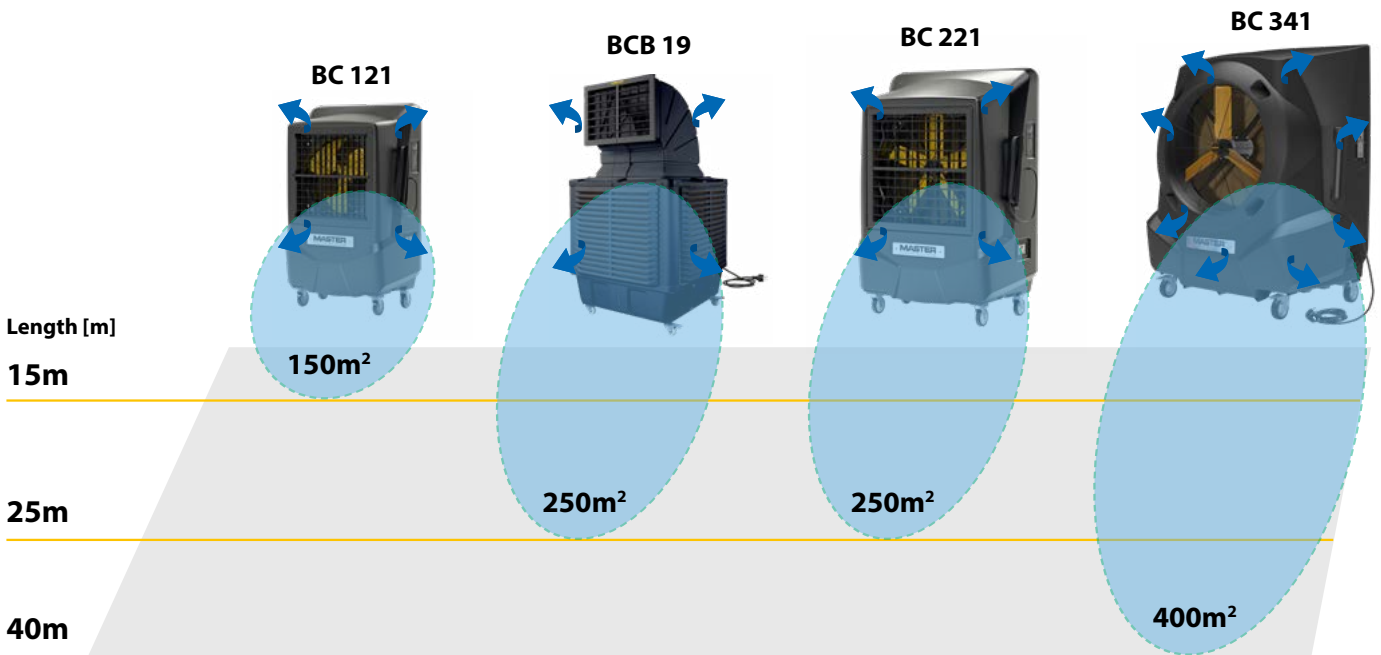
The integrated water distribution system spreads water evenly over the cooling pads to make sure the entire surface is kept wet. This maximises the cooling effect.

Fans create a negative pressure, causing air to be drawn through the pads.



Evaporation results from contact between air and water.

A control system operates the water pump and the fan distributes the cool air in the area.



MASTER

EVAPORATIVE COOLERS

EVAPORATIVE COOLING AND HUMIDITY

A given volume of air at a certain temperature and pressure is capable of absorbing and holding a certain amount of water vapour. If that volume of air contains 50% of the moisture it is capable of holding, we say it is at 50% relative humidity.

The hotter the day, the drier the air, the more cooling can be done by means of evaporation. In other words, the cooling effect is best when you need it most.

Our evaporative coolers are developed to work well in high-humidity environments too, however, and will remain much more efficient than a simple fan that just circulates warm air.

Our coolers will increase humidity by 2 to 5%, depending on temperature and humidity in the environment you want to cool. The slight increase is not noticeable in ventilated areas where the air produced by the unit is exhausted.

		RELATIVE HUMIDITY																
		2%	5%	10%	15%	20%	25%	30%	35%	40%	45%	50%	55%	60%	65%	70%	75%	80%
INCOMING AIR TEMPERATURE	24°C	12°C	13°C	14°C	14°C	15°C	16°C	17°C	17°C	18°C	18°C	19°C	19°C	20°C	21°C	21°C	22°C	22°C
	27°C	14°C	14°C	16°C	17°C	17°C	18°C	19°C	19°C	20°C	21°C	22°C	22°C	23°C	23°C	24°C	24°C	25°C
	29°C	16°C	17°C	17°C	18°C	19°C	20°C	21°C	21°C	22°C	23°C	23°C	24°C	24°C	25°C	26°C	27°C	
	32°C	18°C	18°C	19°C	21°C	21°C	22°C	23°C	24°C	25°C	26°C	26°C	27°C	28°C	28°C	29°C	30°C	
	35°C	19°C	20°C	21°C	22°C	23°C	24°C	26°C	26°C	27°C	28°C	29°C	29°C	30°C				
	38°C	21°C	22°C	23°C	24°C	26°C	27°C	28°C	28°C	29°C	31°C	31°C						
	41°C	22°C	23°C	25°C	26°C	27°C	29°C	30°C	31°C	32°C								
	43°C	24°C	25°C	27°C	28°C	29°C	31°C	32°C	33°C									
	46°C	26°C	27°C	28°C	30°C	32°C	33°C	34°C										
	49°C	27°C	28°C	30°C	32°C	34°C	35°C											
	52°C	28°C	30°C	32°C	34°C	36°C												

This table shows the theoretical **OUTGOING AIR TEMPERATURE** of a cooler.

The theoretical **OUTGOING AIR TEMPERATURE** depends on the **INCOMING AIR TEMPERATURE** and on the **RELATIVE HUMIDITY**.

Simply find your **INCOMING AIR TEMPERATURE** and **RELATIVE HUMIDITY**, then locate the value where the two intersect and that is your theoretical **OUTGOING AIR TEMPERATURE**.

Example:

Incoming air temperature = 35°C

Relative humidity = 30%


Outgoing air temperature = 26°C

PORTABLE AIR COOLERS

CCX 4.0



CCX 4.0



- Attractive compact design
- Low installation, running and maintenance costs
- Remote control for easy operation
- Different settings and running features
- Handles to easily carry the unit
- Wheeled units with integrated water tank for multiple applications
- Long uninterrupted running time without the need to refill water
- Ionizer to improve air quality
- Low-noise level making it ideal for terraces

CCX 4.0 CONTROL PANEL



Consumables

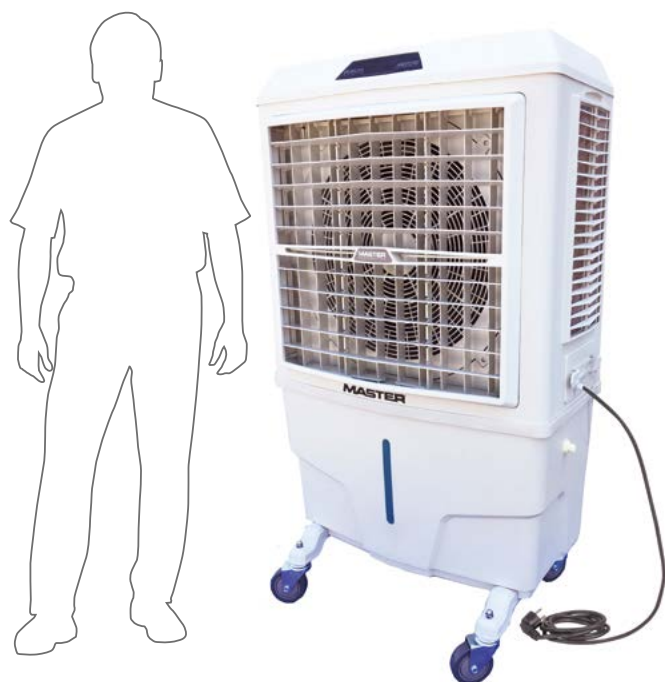


Cleaning liquid
AI 500 - 4250.156




Spray sanitizer
AI 600 - 4250.158

Specifications	Units	CCX 4.0
Cooling pad	dm ³	40
Air flow	m ³ /h	4,000
Maximum area	m ²	80
Power consumption	W	150
Power supply	V/Hz	230/1ph/50
Rated current	A	1.45
Fan speed		3
Outlet versions		Front
Water consumption	l/h	5-10
Tank capacity	l	50
Direct water connection	inch	Yes
Tank level control		Yes
Sound level	dB(A)	67
Product size (l x w x h)	mm	640 x 450 x 1160
Box size (l x w x h)	mm	650 x 550 x 1160
Weight (without/with water)	kg	22/72
Pallet	pcs	2



BC 80



- Easy to move on wheels - ideal for rental
- Flaps can swing automatically
- No installation required - connect to water hose or refill tank and enjoy cool air
- Eco friendly: no compressor, no gas, very low energy and water consumption
- Ionizer to improve air quality - the cooler refreshes and cleans the air of fumes, dust and odours
- Remote control to easily find your ideal cooling modus
- Air filters to ease maintenance

Consumables



Cleaning liquid
AI 500 - 4250.156



Spray sanitizer
AI 600 - 4250.158

Specifications	Units	BC 80
Cooling pad	dm ³	70
Air flow	m ³ /h	8,000
Maximum area	m ²	180
Power consumption	W	330
Power supply	V/Hz	230/1ph/50
Rated current	A	1.5
Fan speed		3
Outlet versions		Front
Water consumption	l/h	8
Tank capacity	l	100
Direct water connection	inch	½
Tank level control		Yes
Sound level	dB(A)	62
Product size (l x w x h)	mm	500 x 850 1410
Box size (l x w x h)	mm	520 x 870 x 1310
Weight (without/with water)	kg	32/132
Pallet	pcs	2

PORTABLE AIR COOLERS

BC 121-BC 221



BC 121



BC 221



- Efficient and durable spot cooler for industrial applications
- Quiet running even with large air-flow
- Automatic swing function as standard
- Large water tank for longer operating hours
- Large, durable wheels with brakes allow easy movement
- Connect water hose or refill tank manually to offer comfort to your employees
- Corrosion-resistant plastic casing
- Air filter included to enable easy maintenance
- Remote control to easily adjust speed
- UV lamp, disinfecting the water

Consumables



Cleaning liquid
AI 500 - 4250.156



Spray sanitizer
AI 600 - 4250.158



The temperature drop is proportional to the size of the evaporative pads.

Specifications	Units	BC 121	BC 221
Cooling pad	dm ³	120	180
Air flow	m ³ /h	12,000	22,000
Maximum area	m ²	150	250
Power consumption	W	450	750
Power supply	V/Hz	220-240/1ph/50	220-240/1ph/50
Rated current	A	2.7	4.5
Water consumption	l/h	8-10	10-15
Tank capacity	l	80	120
Direct water connection	inch	½	½
Tank level control		Yes	Yes
Product size (l x w x h)	mm	925 x 580 x 1430	1130 x 690 x 1640
Box size (l x w x h)	mm	935 x 560 x 1310	1120 x 680 x 1590
Net/gross weight	kg	45/50	59/64
Pallet	pcs	1	1

PORTABLE AIR COOLERS

BC 341



BC 341



- Powerful air volume 30,000 m³/h to cool large working areas
- No installation, no duct work required
- Low running costs
- Easy to maintain
- Evaporative filter pads, blocking dirt
- UV lamp, disinfecting the water
- Low energy consumption – 1.3 kW
- Applications: Workshops and warehouses, plastic, glass, assembly and painting plants, agriculture, greenhouses and aircraft hangars



Control panel

Consumables



Cleaning liquid
AI 500 - 4250.156



Spray sanitizer
AI 600 - 4250.158

Specifications	Units	BC 341
Cooling pad	dm ³	340
Air flow	m ³ /h	30,000
Maximum area	m ²	400
Power consumption	W	1,300
Power supply	V/Hz	220-240/1ph/50
Rated current	A	4.5
Water consumption	l/h	15-20
Tank capacity	l	200
Direct water connection	inch	½
Tank level control		Yes
Product size (l x w x h)	mm	1690 x 920 x 1910
Pallet size (l x w x h)	mm	1000 x 1800 x 2100
Net/gross weight	kg	120
Pallet	pcs	1

PORTABLE AIR COOLERS

BCB 19



BCB CONTROLLER

BCB 19



- Axial fan with optional ducting for cool air
- Made of robust UV resistant plastic
- Easy to move – functional wheels
- Diffuser on top – upper exit
- LCD remote control with 7.5m cable
- Infrared remote control
- 12-speed fan, adjustable to create ideal climate
- Long-life cooling pads
- Automatic: self-cleaning, self-draining, self-drying when the cooler is inactive
- External filter included to protect against dust and dirt from the environment
- Prevention system against Legionella, algae, fungus, etc.
- Ideal for well-ventilated spaces like party and event tents
- Plug-and-play principle, connect water and enjoy cool air
- Ideal for rental purposes
- Very low energy consumption

Consumables



Cleaning liquid
AI 500 - 4250.156



Spray sanitizer
AI 600 - 4250.158

Specifications	Units	BCB 19
Cooling pad	dm ³	220
Cooling pad	cm	79 x 70 x 10
Air flow	m ³ /h	18,000
Maximum air pressure	Pa	200
Maximum area	m ²	250
Power consumption	W	1.1
Power supply	V/Hz	230/1ph/50
Air exit		Top
Fan type		Axial
Fan speed		12
Protection		IP44
Water consumption	l/h	10-15
Tank capacity	l	250
Sound level	dB(A)	66
Water input/drain	inch	½ and 1
Dimensions air exit	cm	64 x 45
Product size (l x w x h)	mm	1100 x 1100 x 1950
Box size (l x w x h)	mm	1150 x 1150 x 1150
Net weight	kg	75
Pallet	pcs	1

STATIONARY AIR COOLERS


BCM 191-BCM 311-BCM 511



new product



**BCM 191
BCM 311
BCM 511**



- Powerful cooling method available in 19,000m³/h, 31,000m³/h, 50,000m³/h
- Control temperature and humidity
- Low running costs
- Easy to maintain
- Evaporative filter pads, blocking dirt
- Dust filter, blocking dust
- UV lamp, disinfecting the water
- Low energy consumption, 10% compared to traditional AC
- Fresh, cool and healthy air to guarantee cool and clean environment
- Full technical and commercial support available for dimensioning and project support

Installation example



Cool air outlet – possible installation

Depending on the needs, the cooled air can be driven from the top, side or down.



Down exit



Side exit



Top exit

Specifications	Units	BCM 191	BCM 311	BCM 511
Cooling pad - total surface	dm ³	201	306	420
Cooling pad size - 1 pc.	cm	75 x 67 x 10	87 x 88 x 10	100 x 105 x 10
Air flow	m ³ /h	19,000	31,000	50,000
Fan type		Axial	Axial	Axial
Fan speed		12	12	12
Power consumption	kW	1.1	3.0	4.0
Power supply	V/Hz	230/1ph/50	380/3ph/50-60	380/3ph/50-60
Air exit	mm	Top, side or down	Top, side or down	Top, side or down
Tank capacity	l	30	50	60
Water consumption	l/h	20-40	30-50	40-70
Remote control integration	SM 4.0	Yes	Yes	Yes
Product size (l x w x h)	mm	1100 x 1100 x 960	1280 x 1280 x 1170	1500 x 1500 x 1450
Weight	kg	55	86	112

STATIONARY AIR COOLERS

BCM 191-BCM 311-BCM 511



SELF-MANAGEMENT WATER CLEANING SYSTEM

Thanks to its electronic structure and components (electrovalve, drain valve and level sensors), Master equipment has an automated system for cleaning, emptying and filling water tank.

PRE-COOL

The evaporative cooler enters into pre-cooling mode for one minute, just before the engine starts to operate, thus ensuring instant cooling capability.

AUTO MODE

With the previous adjustment of the required values of temperature and humidity, this mode makes it possible to operate the equipment autonomously and efficiently by regulating air flow rate, and water levels according to the values (T° and %RH).

AUTO-CLEAN

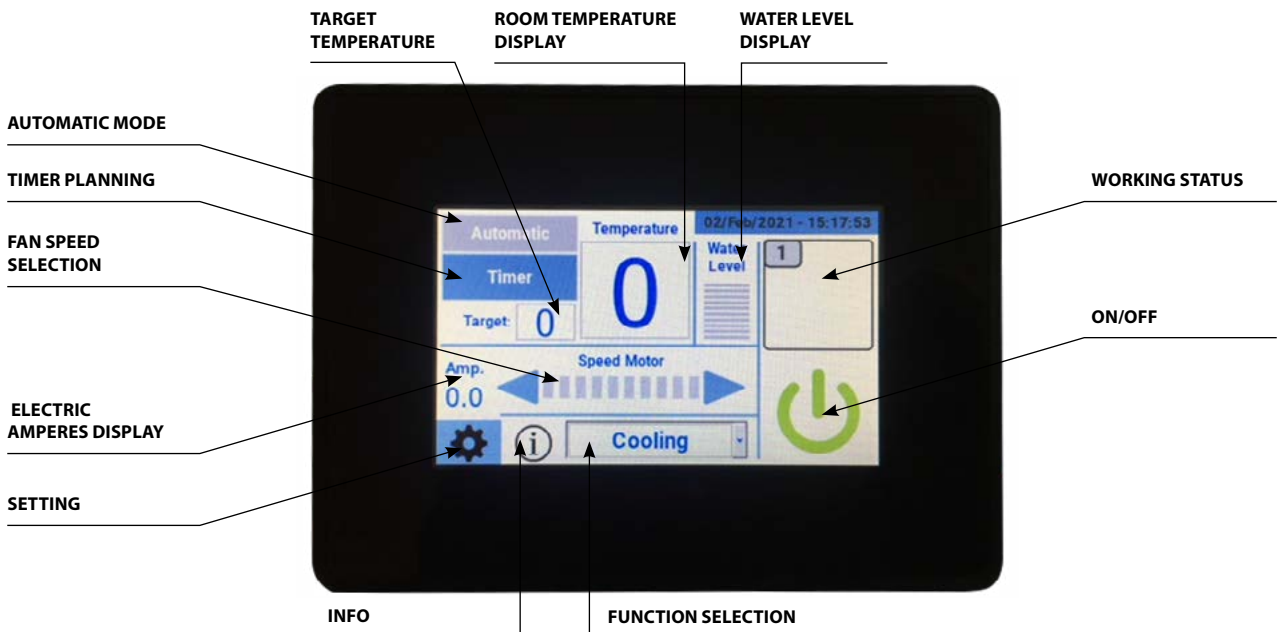
This function enables you to set a period of time (hrs.) for the automation of units cleaning. Programmable period of time from 0 to 72hrs. The water drain valve opens, empties the water tank and performs the cleaning process. After one minute, the inlet solenoid valve opens to refill the water tank. This self-cleaning mode is adjusted according to the measures and recommendations for prevention and control of Legionella.

MAIN FEATURES OF SUPERMASTER DISPLAY AND CONTROLLER

Available in two sizes:

*SUPERMASTER 4: Controlling a single cooler. Available with a 4,3" display touch screen

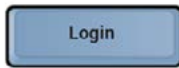
*SUPERMASTER 10: Controlling up to 31 coolers. Available with a 10" display touch screen



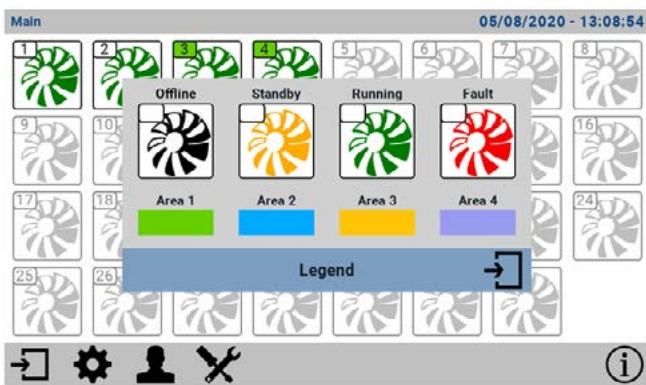
REMOTE CONTROL SYSTEM FOR BCM STATIONARY AIR COOLERS SUPERMASTER



Login 04/08/2020 - 10:47:14



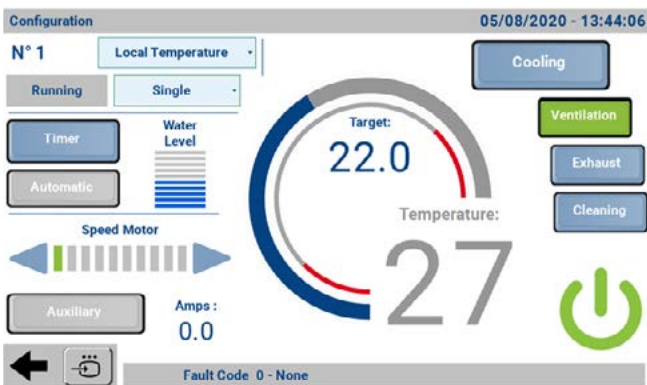
Version: 1.0 / 01-08-2020



Start panel: protected by a password.

- The most advanced cooler controller on the market
- It can control up to 31 units of Master BCM
- Easy to use centralised control panel
- All of the cooler main functions can be set up via the Cloud on laptop or smartphone
- Very useful when coolers are difficult to reach or you need to control more than 1 unit

- It is possible to connect up to 31 units in one system.
- The application makes it possible to make the settings for each cooler separately or for groups of coolers.
- Cooler status is always indicated as either: off line, standby, running and fault.
- The coolers which are installed and active are checked with a white frame.
- They can be grouped in smaller zones with the same settings which allows for easy control
- Each zone is indicated by a different colour – easy to find to which zone a specific cooler belongs.



Possible actions:

- Setting a local and target humidity and temperature
- Checking the fault code - allows to easily control the failures during operation
- Checking the water tank level
- The Ampere box shows the instant current of the cooler. It is very useful for installation and for troubleshooting
- The settings can be made for one single cooler or for a group of coolers in the same area



The cooler panel also enables you to:

- Set a timer and a weekly planner
- Set the cooler functions: to cool, to ventilate, to exhaust, to swing, to clean
- Select fan speed motor and the air flow

ACD 137



ACD 137
Patent pending



- High capacity air-conditioning COLD AIR: 24,000 BTU/h (equal to 7.1 kW with just 1.98 kW electrical supply)
- High capacity dehumidifying DRY AIR: 130 l/day water collection with just 1.98 kW electrical supply
- Ducting connections
- Powerful and quiet fans
- Compact and lightweight
- Easy to install
- Heavy-duty casters
- Ideal for emergency and temporary solutions – quick deployment for tents and mobile hospitals
- Portable spot air-conditioning for a wide range of applications like workshops, data centres, offices, retail

Included in the box



Twin adjustable hoses



Fix connector for flex tube

Optional accessories



Flex tube for cold air
Ø31cm, 3m length in PVC – 4515.572



Flex tube for cold air
Ø31cm, 3m length, insulated – 4515.370



Thermostat TAC for cooling - 4250.318



Air inlet plenum
Ø30cm – 4250.319



Flex tube for cold air
Ø31cm, 7.6m length in nylon – 4515.360


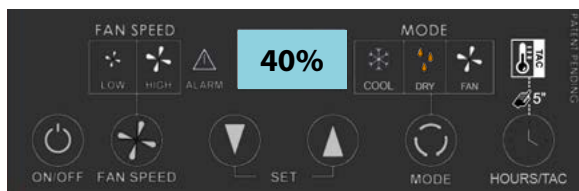
Specifications	Units	ACD 137 Air-conditioner Mode	ACD 137 Dryer Mode
Cooling capacity (28°C/55% RH)	kW	7.1	-
	Btu/h	24,000	-
Drying capacity (30°C/80% RH)	l/24	-	130
Air flow	m ³ /h	1,020/800	1,020/800
Operating temperature range	°C	10-42	10-42
Nominal power supply (28°C/55%)	W	1980	1980
Nominal current (28°C/55%)	A	10	10
Max. current	A	14	14
Power supply	V/Hz	220-240/1ph/50	220-240/1ph/50
Sound level	dB(A)	55	55
Refrigerant		R1234YF A2L	R1234YF A2L
Hot air outlet	mm	400	400
Cold air outlet (standard)	mm	2 x 135	2 x 135
Cold air outlet (accessory)	mm	300	300
Product size (l x w x h) with handle	mm	790 x 620 x 1326	790 x 620 x 1326
Box size (l x w x h)	mm	580 x 700 x 1500	580 x 700 x 1500
Weight	kg	98	98

CONDENSATION DEHUMIDIFIER AND AIR-CONDITIONER ACD 137



ACD 137 is an innovative portable device with multiple use:

- Air-conditioner COLD AIR: 7.1 kW. Electric supply just 1.98 kW
- Air dehumidifier DRY AIR: 130 l/day water collection
- Fan AIR VENTILATION

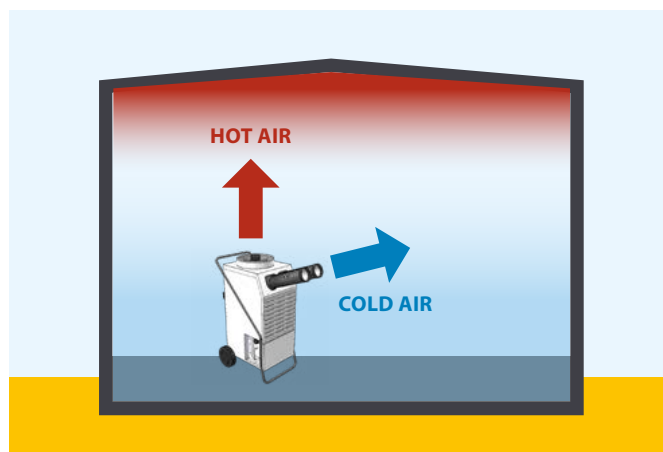


The control panel allows to select three modes:

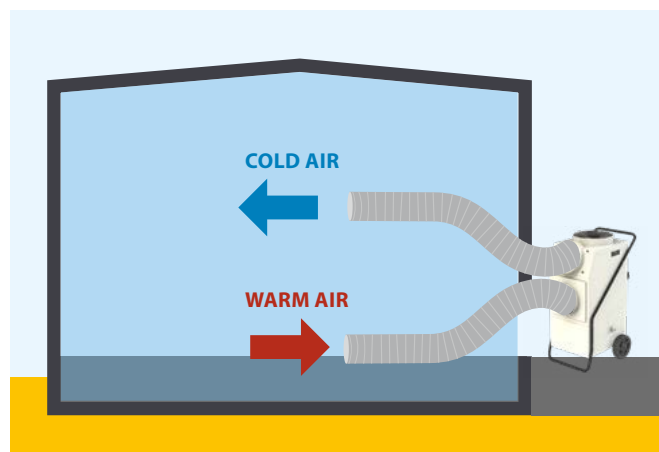
- Air-conditioner (cooling mode)
- Air dryer (drying mode)
- Air ventilation (fan mode)

Cold and hot air circulate on the same side of ACD 137. This solution increases the efficiency of the cooling.

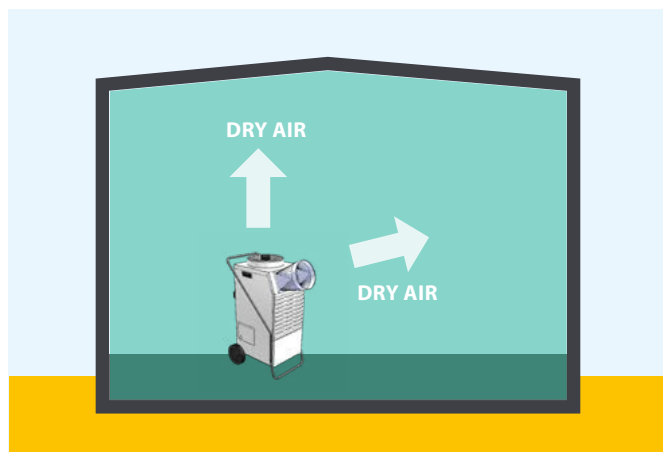
Thanks to its flexibility, the ACD 137 can be used in different situations



SPOT COOLING. Placed into a room the cold air is blown towards the target (for example an electronic device that needs cooling down) and the hot air is blown upwards.



ROOM COOLING. The ACD 137 is placed outside a small room. The air is recirculated. The TAC room thermostat is placed inside the room to control the temperature.



ROOM DRYING. With the ACD 137 placed inside the room the dry air is blown around the room. The humidity removed from the air is collected into a tank.

HOW TO CHOOSE YOUR MASTER COOLER



Master evaporative coolers can be used in a wide variety of applications. Use the below guide to find the best unit for your specific needs. This will help ensure you to make the right choice so you can enjoy your investment for a long time to come.

Alternatively, feel free to reach out to our international team of experts. We would be more than happy to assist you in finding an economical, practical, durable and efficient solution that caters to your exact needs.



APPLICATION	CCX 4.0 SUGGESTED AREA	BC 80 SUGGESTED AREA	BC 121 SUGGESTED AREA	BC 221 SUGGESTED AREA	BC 341 SUGGESTED AREA	BCM SUGGESTED AREA
WELL-VENTILATED RESTAURANT OR BAR	60m ²	90m ²	NO	NO	NO	150m ²
OUTDOOR TERRACE	60m ²	90m ²	150m ²	220m ²	300m ²	NO
PLASTIC INDUSTRY	NO	90m ²	150m ²	250m ²	330m ²	180m ²
GLASS INDUSTRY	NO	90m ²	150m ²	250m ²	330m ²	180m ²
AUTOMOTIVE INDUSTRY	NO	90m ²	150m ²	250m ²	330m ²	180m ²
PAINTING PLANT	NO	90m ²	150m ²	250m ²	330m ²	180m ²
COMMERCIAL KITCHEN	60m ²	80m ²	NO	NO	NO	NO
GREENHOUSE	NO	NO	150m ²	250m ²	330m ²	180m ²
COW BARN	NO	NO	150m ²	250m ²	330m ²	180m ²
LOGISTICS CENTER	NO	NO	150m ²	250m ²	330m ²	180m ²
ASSEMBLY PLANT	NO	NO	150m ²	250m ²	330m ²	180m ²
HANGAR	NO	NO	150m ²	250m ²	330m ²	180m ²

COOLING SOLUTIONS FOR:

- AGRICULTURE
- SPORTS FACILITIES
- EVENTS
- WORKSHOPS & GARAGES
- INDUSTRY & WAREHOUSES



AGRICULTURE



SPORTS FACILITIES



EVENTS



WORKSHOPS & GARAGES



INDUSTRY & WAREHOUSES



VENTILATION

WHY CHOOSE MASTER FANS AND BLOWERS?



PROTECT YOUR INVESTMENT

Master ventilators are durable and robust, designed to work continuously, even in very harsh conditions.




INCREASE PRODUCTIVITY

Master ventilation products can circulate, blow, purify and dry the air to improve your working conditions.



EASY INSTALLATION

Master fans are plug and play – no special installation is required.



COMFORT OF USE

Master ventilation products are designed for high functionality, with different speed levels, high air flow and additional accessories to increase efficiency.



CHOOSE YOUR SOLUTION

Master fans and blowers are designed to cater many different applications such as industry, construction, agriculture, offices and residential.



3 YEAR WARRANTY







Master offers 3 year warranty on all products. Who else can say that? Read the warranty terms online.



RESPECT THE ENVIRONMENT

All Master ventilation products are energy-saving and environment-friendly.

INDEX

Product	Name	Description	Power Range	Applications	Page
	PROFESSIONAL FANS	Wide range of fans that support heating and cooling equipment. Such devices can be used to increase ventilation and air circulation in the room.	up to 13,200 m³/h	<ul style="list-style-type: none"> ● Agriculture ● Warehouse ● Industry ● Restoration works ● Rental ● Construction 	84-87
	AIR SCRUBBER	An air scrubber is a portable filtration system that removes particles and gasses from the working area. It improves the air quality and reduces bad odours in the environment.	up to 1,300 m³/h	<ul style="list-style-type: none"> ● Agriculture ● Industry ● Warehouse ● Restoration works ● Construction 	88
	AIR BLOWERS	Air blowers support building and water damage drying. They are equipped with a very powerful and energy saving fan.	up to 7,800 m³/h	<ul style="list-style-type: none"> ● Agriculture ● Industry ● Warehouse ● Restoration works ● Construction 	89-91
	DESTRATIFIERS – VENTILATORS	Very powerful, heavy duty ceiling fans which are effective up to 14 meters. Thanks to aerodynamic shape, they move huge volumes of air.	up to 66,200 m³/h	<ul style="list-style-type: none"> ● Agriculture ● Industry ● Warehouse 	92
	FLOOR DRYERS	Robust and high-efficiency floor dryers with flat diffusers. Ideal for home, office, renovation work.	1,270 – 2,640 m³/h	<ul style="list-style-type: none"> ● Warehouse ● Restoration works ● Construction 	94
	CHART	How to choose your destratifier.			93

SOLUTIONS FOR:

CONSTRUCTION, INDUSTRY, RESTORATION, LAUNDRIES AND COMMERCIAL KITCHENS



FANS



BLOWERS



AIR SCRUBBERS




FLOOR DRYERS



DESTRATIFIERS

APPLICATION

CONSTRUCTION



INCREASED SPACE VENTILATION




CLEANING THE AIR




WITH DUSTBAG



RESTORATION WORKS



DRYING FLOODED PREMISES



WATER DAMAGE RESTORATION



WAREHOUSES & WORKSHOPS



INCREASED SPACE VENTILATION



CLEANING THE AIR



WITH DUSTBAG

COMMERCIAL KITCHENS & LAUNDRIES
















INCREASED SPACE VENTILATION



DRYING CLOTHES



SOLUTIONS FOR: AGRICULTURE, RENTAL, EVENTS, HOMES AND OFFICES

APPLICATION						
		FANS	BLOWERS	AIR SCRUBBERS	FLOOR DRYERS	DESTRATIFIERS
AGRICULTURE						
 FARMS		●	●	●		●
 GREENHOUSES		●	●			●
EVENTS & MILITARY						
 OUTDOOR VENTILATION		●	●			
 INCREASED SPACE VENTILATION		●	●			
RENTAL						
 INCREASED SPACE VENTILATION		●	●			
 CLEANING THE AIR				●		
HOMES & OFFICES						
 INCREASED SPACE VENTILATION		●	●			●
 COOLING		●	●			●

VENTILATION

PROFESSIONAL FANS – ROTOMOULDED DFX 20



DFX 20 (40CM)

IP44



Two connected units increase the air pressure - this allows more than one flex tube to be connected to ventilate over longer distances.



- Robust, plastic rotomoulded casing
- Easy to use and transport
- High air flow
- Axial fan
- 2 speeds
- Ductable
- Stackable: with 2 rubber straps to lock the units one to another



Control panel including hour counter, extra power socket, 2-speed switch

Optional accessories



PVC flex tubes 7.6m
Ø51cm - 4031.403



Professionals on-the-road prefer plastic fans because they endure rough transportation.

Specifications	Units	DFX 20
Air flow	m ³ /h	5,430/6,450
Max. air pressure	Pa	225
Fan type		1 x Axial
Fan speed		2
Power consumption	W	195/285
Power supply	V/Hz	220-240/1ph/50
Outlet diameter	cm	40
Air current		Blow out
Protection		IP44
Product size (l x w x h)	mm	525 x 320 x 550
Box size (l x w x h)	mm	550 x 365 x 570
Net/gross weight	kg	12.6/14
Pallet	pcs	12

PROFESSIONAL FANS – METAL

DF 20-DF 30-DF 36



DF 20 (50CM)

IP44



- Adjustable air stream
- 360° rotation
- DF 20 has vertical and horizontal 360° rotation
- DF 20 can be hung on walls or ceilings
- Powder coated casing
- Each model has different types of air distribution



DF 30 (75CM)
DF 36 (90CM)

VENTILATION

Specifications	Units	DF 20	DF 30	DF 36
Air flow	m ³ /h	6,600	10,200	13,200
Fan type		1 x Axial	1 x Axial	1 x Axial
Outlet diameter	cm	50	75	90
Fan speed		3	2	2
Power consumption	W	98/100/107	280/315	392/412
Power supply	V/Hz	220-240/1ph/50	220-240/1ph/50	220-240/1ph/50
Protection		IP44	IP44	IP20
Product size (l x w x h)	mm	690 x 200 x 675	910 x 350 x 935	1030 x 380 x 1100
Box size (l x w x h)	mm	700 x 210 x 685	935 x 365 x 955	1050 x 390 x 1110
Net/gross weight	kg	9/11.5	32/36	41/45.1
Pallet	pcs	18	6	4

PROFESSIONAL FANS – FLOOR STANDING

FS 75



FS 75 (75CM)



- Industrial fan
- Very stable and robust
- Made of metal
- High air flow
- Easy installation
- Chromed grill
- 1.8m power cord
- 2 fan speeds
- Cast iron base, cross shape
- Designed for use in public places like restaurants, bars, at events, workshops, and in production halls

Specifications	Units	FS 75
Air flow	m ³ /h	13.140
Fan type		Axial
Outlet diameter	cm	75
Fan speed		2
Power consumption	W	123
Noise level	dB(A)	80
Power supply	V/Hz	220-240/1ph/50
Product size (l x w x h)	mm	800 x 665 x 1445-1610
Box size (l x w x h)	mm	835 x 185 x 1035
Net/gross weight	kg	19.5/26.5
Pallet	pcs	12

PROFESSIONAL FAN – BATTERY POWERED

DFB 16



new product



DFB 16 (40CM)



- Light and compact
- Metal housing
- Quiet running
- 220° head rotation
- Variable speed
- Power cord included
- Compatible with MCS 14.4 V battery



VENTILATION

Optional Accessories



6Ah Master lithium battery pack: 4 hours runtime. More than 1000 recharges.
4260.268



Master battery pack charger
4260.270

Specifications	Units	DFB 16
Air flow	m ³ /h	1.200
Fan type		Axial
Outlet diameter	cm	40
Fan speed	rpm	600-1300
Power consumption	W	21
Power supply	V	110-240
Frequency	Hz	50-60
Product size (l x w x h)	mm	520 x 264 x 513
Box size (l x w x h)	mm	540 x 295 x 485
Net/gross weight	kg	6.3/7
Pallet	pcs	24

AIR SCRUBBER MAS 13



MAS 13



FILTERS INCLUDED

Optional accessories



**Filter set
4141.216**
(kit: 2 x H13
+ 2 x G4)



**Primary efficiency
filter G4 - 4141.215**
(kit: 4 x G4)



- Improvement of the air quality
- Reduction of bad odours in the environment
- Improves the performance of nearby heaters and air-conditioners
- Rotomolded plastic cover
- Top casing in hard rubber
- Central plastic handle
- Display with warning LED for filter change
- Display with knob for turning on and selecting power
- Side grill for the filtered air outlet
- Hour counter
- Hepa filter H13
- G4 filter
- Variable speed



MAS 13 are stackable

Specifications	Units	MAS 13
Air flow	m ³ /h	1,300
Speed	RPM	2,500
Power consumption	W	230
Power supply	V/Hz	220-240/1ph/50
Rated current	A	1
Product size (l x w x h)	mm	600 x 365 x 565
Box size (l x w x h)	mm	620 x 380 x 580
Net/gross weight	kg	13.5/14.5
Pallet	pcs	16

PROFESSIONAL BLOWERS – METAL

BLM 4800-BLM 6800



BLM 4800 (20CM)



BLM 6800 (30CM)



- Robust and durable construction
- Metal casing
- Easy to use and transport
- High air flow
- Motor with thermal protection
- Possibility to connect flexible tubes on inlet and outlet side

Optional accessories



PVC flex tubes 7.6m
 BLM 4800 - Ø25cm - **4515.559**
 BLM 6800 - Ø34cm - **4515.560**



Dust bag - 3.5m length
 BLM 4800 - **4515.540**
 BLM 6800 - **4515.541**
Dust bag filtration level - EPA 10

Specifications	Units	BLM 4800	BLM 6800
Air flow	m ³ /h	1,500	3,900
Max. air pressure	Pa	245	373
Fan type		1 x Axial	1 x Axial
Fan speed		1	1
Power consumption	W	230	350
Power supply	V/Hz	220-240/1ph/50	220-240/1ph/50
Outlet diameter	cm	23	32
Inlet diameter	cm	25	34
Air current		Blow out/suction	Blow out/suction
Protection		IP44	IP44
Product size (l x w x h)	mm	250 x 305 x 230	343 x 383 x 317
Box size (l x w x h)	mm	265 x 335 x 350	365 x 405 x 340
Net/gross weight	kg	6.4/8	9.5/10.5
Pallet	pcs	40	24

PROFESSIONAL BLOWERS – PLASTIC

BL 4800-BL 6800-BL 8800



BL 4800 (20CM)
BL 6800 (30CM)



- Robust and durable construction
- Easy to use and transport
- High air flow
- Possibility to connect flexible ducts



BL 8800 (40CM)

Professional blowers allow you to eliminate and filter dirty air from the work place.



Optional accessories



PVC flex tubes 7.6m
BL 4800 - Ø21cm - **4160.251**
BL 6800 - Ø31cm - **4031.406**
BL 8800 - Ø41cm - **4031.402**



Dust bag. Length 3.5m
BL 4800 - **4515.540**
BL 6800 - **4515.541**
BL 8800 - **4515.542**
Dust bag filtration level - EPA 10

Specifications	Units	BL 4800	BL 6800	BL 8800
Air flow	m ³ /h	750	3,900	7,800
Max. air pressure	Pa	245	388	496
Fan type		1 x Axial	1 x Axial	1 x Axial
Fan speed		1	1	1
Power consumption	W	250	750	750
Power supply	V/Hz	220-240/1ph/50	220-240/1ph/50	220-240/1ph/50
Outlet diameter	cm	20	30	40
Air current		Blow out/suction	Blow out/suction	Blow out/suction
Protection		IP44	IP44	IP44
Product size (l x w x h)	mm	340 x 250 x 370	470 x 370 x 520	510 x 530 x 580
Box size (l x w x h)	mm	370 x 270 x 390	510 x 400 x 525	560 x 550 x 600
Net/gross weight	kg	7.2/7.7	14.7/15.9	19/20
Pallet	pcs	40	16	6

PROFESSIONAL BLOWERS – DUST BAG APPLICATION

BL 4800-BL 6800-BL 8800



Dust bags for Master professional blowers are used to clean the air. In the air filtration process, the dust bag separates the solid particles, e.g. dust from the stream of flowing air and stops them on the surface.

Master dust bags have been designed to remove fine dust particles. They can be used during light and medium construction and renovation works, such as:

- Cutting wall
- Polishing walls and floors
- Polishing terracotta or glaze

And also in:

- Workshops
- Production halls with dust pollution
- Warehouses

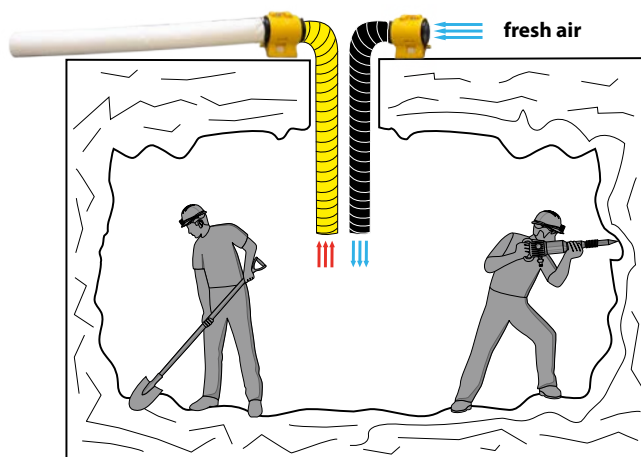
Master dust bags are made from a special polyester material for air filters.

The dust bag filtration level EPA 10 (Efficiency Particulate Air Filter) guarantees a high level of efficiency and air filtration.

Length of dust bags – 3.5m



BL 4800, BLM 4800 - Ø20cm - **4515.540**
 BL 6800, BLM 6800 - Ø30cm - **4515.541**
 BL 8800 - Ø40cm - **4515.542**



Example: underground works – fresh air is blown in, used air is blown out and filtered.



Professional blowers allow you to introduce fresh air into the work place.





E36202
E48202
E56002
E60002



Master destratifiers can be used during summer and winter to improve the climate in the room.



- The most powerful ceiling fans available on the market
- Working area up to 14 meters
- Heavy duty construction for many years of hassle-free use
- The aerodynamic shape moves large volumes of air
- Balanced motor and blades for vibration-free operation
- The motor is protected from thermal overload as it is equipped with thermal protection and automatic reset
- Can work in harsh professional conditions

Winter destratification

The hot air flows upstream. The Master ceiling fan pushes heat back down to the floor. The resulting energy saving is about 30%

Summer ventilation

The Master ceiling fan creates an air flow which helps moisture evaporate from the skin, with an improvement of about 4°C on the perceived temperature. The fan supports the air-conditioning allowing the air to feel 23°C even when the thermostat shows 27°. It is perfect for humid environments and eliminates mold and dust.

Optional accessories



Speed regulator for
 2 fans RVS 2.5A - **4800.018**
 5 fans RVS 5A - **4800.019**
 10 fans RVS 10A - **4800.020**

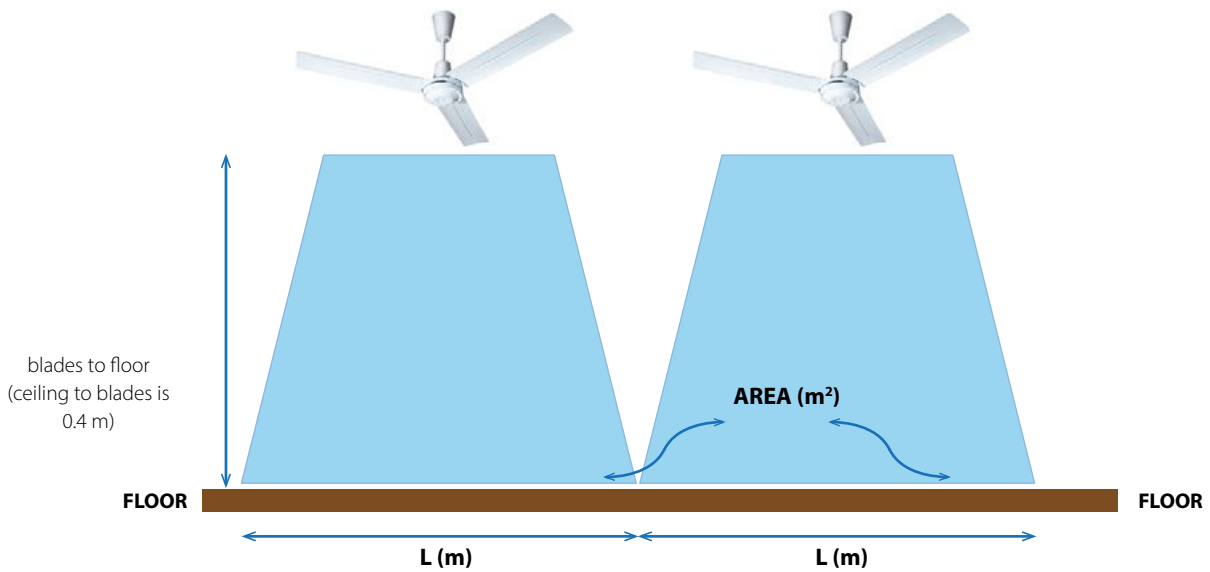
Specifications	Units	E36202	E48202	E56002	E60002
Air flow	m ³ /h	19,900	32,100	41,600	66,200
Maximum area in destratification	m ²	140	180	350	470
Turning diameter	mm/inch	900/36"	1200/48"	1400/56"	1500/60"
Fan type		Axial-Blades	Axial-Blades	Axial-Blades	Axial-Blades
Colour/number of blades		White/3	White/3	White/3	White/3
Power supply	V/Hz	230/1ph/50/60	230/1ph/50/60	230/1ph/50/60	230/1ph/50/60
Power consumption	W	71	105	110	120
Rated current	A	0.31	0.52	0.55	0.60
Max. speed	rpm	325	300	290	300
Max. working height	m	4	5	12	14
Product size	Ømm	900 x h 600	1200 x h 600	1400 x h 600	1500 x h 650
Box size (l x w x h)	mm	660 x 250 x 250	660 x 250 x 250	660 x 250 x 250	710 x 280 x 280
Net/gross weight	kg	7.7/9	9.3/11	9.8/12	12.8/ 14.5
Pallet	pcs	45	45	45	32

HOW TO CHOOSE YOUR DESTRAFIER



	E36202	E48202	E56002	E60002
HEIGHT (m)	L (m)	L (m)	L (m)	L (m)
3.0	10.5	12.5		
4.0	11.2	12.8	14.5	
6.0	12.5	13.5	18.5	21.5
9.0			16.5	19.5
12.0			12.5	18.1
14.0			10.5	16.5

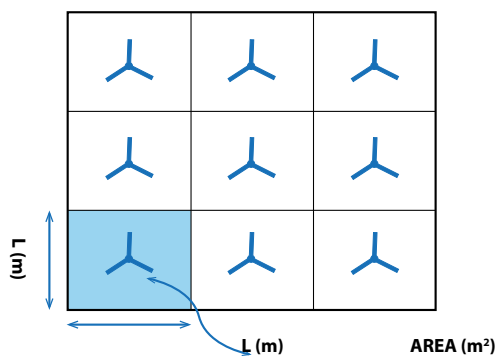
SIDE VIEW OF AN INSTALLATION



VENTILATION

	E36202	E48202	E56002	E60002
HEIGHT (m)	AREA (m²)	AREA (m²)	AREA (m²)	AREA (m²)
3.0	110	156		
4.0	126	165	210	
6.0	156	182	342	462
9.0			272	380
12.0			156	328
14.0			110	272

EXAMPLE OF DISTRIBUTION OF THE MASTER DESTRAFIER/ VENTILATORS IN A FACTORY



Master destratifiers work up to 14m in height.

FLOOR DRYERS

CD 5000-CDX 20



CD 5000



- Flat diffuser
- Robust and durable construction
- Easy to use and transport
- Equipped with an additional socket for series connection (CD 5000)
- Stackable (CDX 20)
- Comfortable handles



CDX 20

3 possible working positions



CDX 20 flat diffuser



CDX 20 small foot for better floor installation



CDX 20 control panel, hour counter

Specifications	Units	CD 5000	CDX 20
Air flow	m ³ /h	2,640	1,270/1,610
Max. air pressure	Pa	500	265
Fan type		1 x Radial	1 x Centrifugal
Fan speed		3	2
Power consumption	W	384/452/550	161/179
Power supply	V/Hz	220-240/1ph/50	220-240/1ph/50
Outlet diameter	cm	12 x 42	10 x 40
Air current		Blow out	Blow out
Protection		IP24	IP24
Product size (l x w x h)	mm	510 x 420 x 480	520 x 425 x 215
Box size (l x w x h)	mm	520 x 430 x 500	550 x 435 x 230
Net/gross weight	kg	14.2/15.5	7.8/9
Pallet	pcs	16	32

VENTILATION SOLUTIONS FOR:

- AGRICULTURE
- CONSTRUCTION
- EVENTS
- WORKSHOPS & GARAGES
- INDUSTRY & WAREHOUSES



AGRICULTURE




CONSTRUCTION



EVENTS & SPORTS FACILITIES



WORKSHOPS & GARAGES



INDUSTRY & WAREHOUSES

Dantherm A/S

Marienlystvej 65
DK-7800 Skive
Denmark
t. +45 96 14 37 00

Dantherm Ltd.

Unit 12, Galliford Road
Maldon CM9 4XD
United Kingdom
t. +44 (0)1621 856611

Dantherm GmbH

Oststraße 148
22844 Norderstedt
Germany
t. +49 40 526 8790

Dantherm S.p.A.

Via Gardesana 11
37010 Pastrengo (VR)
Italy
t. +39 045 6770533

Dantherm Sp. z o.o.

ul. Magazynowa 5a
62-023 Gądko
Poland
t. +48 61 65 44 000

Dantherm AS

Løkkeåsveien 26
3138 Skallestad
Norway
t. +47 33 35 16 00

Dantherm AB

Fridhemsvägen 3
602 13 Norrköping
Sweden
t. +46 (0)11 19 30 40

Dantherm AG

Im Vorderasp 4
8154 Oberglatt ZH
Switzerland
t. +41 44 851 51 51

Dantherm SP S.A.

C/Calabozos
6 (Polígono Industrial)
28108 Alcobendas, Madrid
Spain
t. +34 91 661 45 00

Dantherm LLC

Transportnaya 22/2
142800, Stupino
Moscow
Russia
t. +7 (495) 642 444 8

Dantherm SAS

23 rue Eugène Henaff
69694 Vénissieux Cedex
France
t. +33 4 78 47 11 11

MCS China

Unit 2B, No. 512
Yunchuan Road
Baoshang, Shanghai, 201906
China
t. +8621 61486668

Dealer:

KEEP UPDATED
FOLLOW US ON:



danthermgroup.com